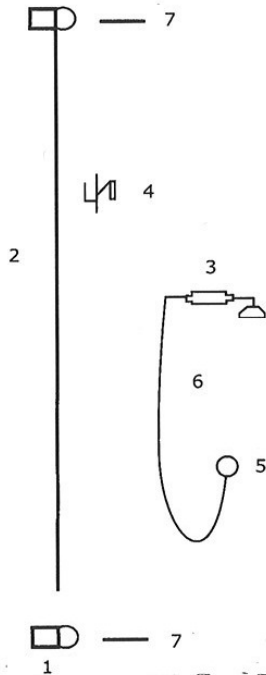


# A3211 Traditional Slide Rail Kit - Fitting Instructions

Issue 1

Shower Helpline Number - 01282 446789



1




2



Note : This is attached to the bottom of part 2. You need to remove this from the bottom of the vertical pole to attach slider

3




## Also Included


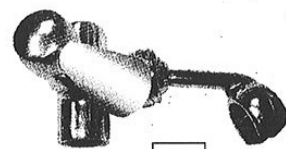


Wall fixing screws (Part 7)

5

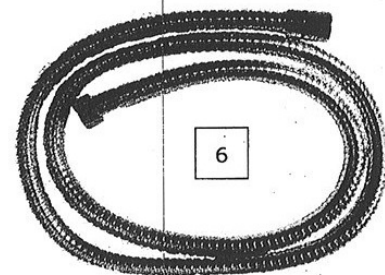


4



Flexible hose retaining clip.

6



Please Note: The wall fixings supplied are for brick walls. Specialised fixings may be required for other types of wall (Not Supplied)

## Part Names

- 1 - Wall Fixing (remove from vertical pipe to connect slider), 2 - Vertical pipe (Add handset holder/slider), 3 - Handset
- 4 - Handset holder/slider, 5 - Outlet Elbow (Connect Flexible Hose) 6 - 1.5m Flexible hose, 7 - Wall Fixing Screws