










THE ONE BOOK

SHOWER &
TAP GUIDE

JANUARY
2019 EDITION



- **NEW PRODUCT**
- **ALL PRESSURE**
For all pressure systems
- **HIGH PRESSURE**
For high pressure systems
- **EARTHWISE™**
Product either comes pre-fitted with a flow regulator or a regulator can be fitted to reduce water wastage and help protect the environment.
- **THERMOSTATIC CONTROL**
Accurately controls the water temperature to remain below a pre-set level to prevent the risk of scalding
- **HANDSET FUNCTION**
Identifies the number of spray functions from the shower handset or shower head
- **¼ & ½ TURN CERAMIC DISC**
This technology ensures a smooth ‘on’ and ‘off’ operation
- **EASY FIT**
Easy fit connections make fitting a bar valve quick and easy
- **BACK NUTS**
Product is supplied complete with metal back nuts
- **PULL OUT RINSER**
Features a pull out rinser for extra versatility in the kitchen
- **SENSOR RANGE**
Battery or mains operated sensor taps for the ultimate in hygiene and water conservation
- **TAMPER PROOF**
The specialist design of these products reduces vandalism and risk from flooding
- **TWIST FREE HOSE**
Product features 360° swivel hose adapter to make showering easier
- **WITH AIR**
Mixing air and water, to enable water saving with no compromise on experience
- **INCLUSIVE DESIGN**
Products which are easy to use by all the family
- **TMV APPROVED**
Tested to TMV2 or TMV3 Buildcert standards for thermostatic performance, reducing the risk of scalding by accurately controlling the water temperature



METHVEN

EST 1886

Methven – we make water amazing.

We believe that how a shower performs is just as important as how it looks. That’s why we blend ingenious innovation with beautiful human design. A pioneer in bathroom plumbing, we are renowned globally for breakthrough shower and tap design and product development, distinctive aesthetics and environmental-mindedness. Our dedication to water conservation and quality products has been recognised with a host of global awards for design and innovation.



Deva has over 25 years of supplying showers and taps in the UK and offers a wide range of quality products at the right price.

This brochure includes all the vital information you need when specifying our products and the easy to use new-look icons allow you to quickly identify each products benefits. For more information visit our websites or contact us direct.



NEXT DAY DELIVERY
ON ORDERS RECEIVED BEFORE 4PM (3PM ON FRIDAYS)*



FREEPHONE 0800 195 1602



FAX ORDER LINE: 08444 068690
EMAIL: sales@uk.methven.com
OPENING TIMES:
8am - 5pm Monday – Friday



| | |
|------------------------|-----|
| Showers | 16 |
| Tapware | 52 |
| | |
| Showers | 70 |
| Shower Flow Regulators | 83 |
| | |
| Bathroom Taps | 94 |
| Tap Flow Regulators | 99 |
| | |
| Kitchen Taps | 124 |
| | |
| Commercial | 132 |
| | |
| Wastes & Spares | 156 |
| | |
| Index | 167 |

Creating amazing water
experiences since

1886

Our story begins in New Zealand back in 1886 with the forward thinking and one of a kind design engineer George Methven.

He was a man of character who always had a passion for pioneering amazing water experiences.

This pioneering spirit continues with us today in everything we do, driving us to think differently and challenge convention to create thoughtful, elegant products that transform your day.





Committed to the environment

At Methven we're committed to protecting the planet and reducing our environmental impact to help conserve the earth's natural resources.

Water is the earth's most precious commodity. Currently around one fifth of the world lives in a water scarce region. And with water usage growing at twice the population rate, its preservation will only become more vital in years to come.

That's why at Methven we make taking care of water a primary focus in every product we develop.

For example, did you know that your shower uses around 30% of your household water consumption? So we've developed innovative technologies - such as Satinjet® and Aurajet® - that deliver a luxurious shower experience, all whilst actually using less water.

Methven. Conserving energy and water to protect the planet for generations to come.

METHVEN
Aurajet™



The next generation of showering has arrived.

Introducing Aurajet™. Our most advanced, most invigorating shower experience ever, that turns conventional showering on its head.

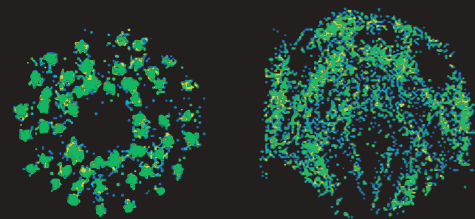
Invisible nozzles generate individual jets of water that collide against precisely angled surfaces hidden within the contours of the unique halo-shaped showerhead.

The result is a stunning fan of luxuriously dense droplets that delivers a highly efficient shower with 20% more spray force and twice the amount of water contact on your skin than a conventional shower*. All this adds up to an enveloping warmth that has to be felt to be believed, and a heavenly experience that puts you in a great space, every time you shower.

20%
MORE SPRAY FORCE*

2x
THE AMOUNT OF SKIN CONTACT*

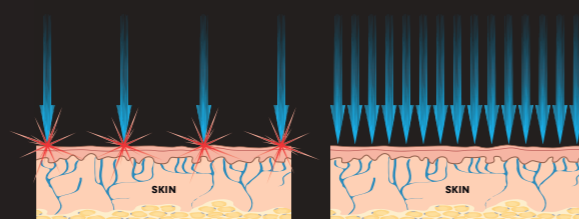
Twice the coverage



TRADITIONAL
SHOWER SPRAY

AURAJET® SPRAY

Better stimulation of nerve endings



TRADITIONAL
SHOWER SPRAY

AURAJET® SPRAY

The water flow rate is optimised at 9 litres per minute to be water efficient without compromising the luxurious spray performance

* Compared to a Methven Conventional Shower. Flow rate of both products at 9L per minute and tested as per AS 3662-2013 Appendix H.



METHVEN
Satinjet®

A sensation only your skin can truly understand.

Turn an everyday ritual into a shower experience with award-winning Satinjet® technology from Methven.

Unlike conventional showers, Satinjet® uses unique twin-jet technology to create optimum water droplet size and pressure, with over 300,000 droplets per second. The result is an immersive, full-body shower sensation that transforms your regular shower into an experience like no other.

And because we know everyone has their own idea of the perfect shower, Methven has crafted a range of Satinjet® showers you can match to your individual needs – from gentle and enveloping to powerful and invigorating.

Satinjet® from Methven – prepare yourself for a truly sensational shower experience.



CONFIDENCE IN METHVEN / ACCREDITATIONS



ISO 9001 ACCREDITED

We believe that quality of service, before and after sale, is of the utmost importance. It’s for this reason that we constantly strive to improve both our service to you and our product offering by listening to your comments and suggestions. By doing this it has helped us achieve and retain the renowned ISO9001 since 1995 – proving to you that we are a quality assured company.



ISO 14001 ACCREDITED

We believe in looking after the environment by actively seeking to reduce energy consumption, while improving energy efficiency and using renewable or recyclable materials wherever we can. Besides developing our own ideas, whether they are new innovations in design or environmental issues, we also work closely with trade bodies to further ensure you’re getting the best products and service possible. In recognition of our focus on the environment, we have achieved ISO 14001 accreditation; demonstrating our commitment towards environmental issues and our pledge to reducing the impact our business has on the environment.



FREE RIBA APPROVED SEMINARS

We also offer free continuing professional development training on water saving, sustainability and regulatory requirements in partnership with the Royal Institute of British Architects (RIBA) Enterprises. For more information call 0800 195 1602 or email cpd@uk.methven.com.



BATHROOM MANUFACTURERS ASSOCIATION (BMA)

Methven UK are members of the Bathroom Manufacturers Association. They ensure the industry has a recognised voice with UK government, industry regulators and European standards bodies. The BMA provide an authoritative voice for the industry on all matters affecting manufacturing and supply.



WRAS WATER REGULATIONS ADVISORY SCHEME

WRAS approves water fittings and materials to meet the minimum requirements of the Water Supply (Water Fittings) Regulations 1999 in England and Wales, the Water Byelaws 2000 in Scotland and the Water Regulations in Northern Ireland.



METHVEN APPROVED PLUMBERS SCHEME (MAPS)

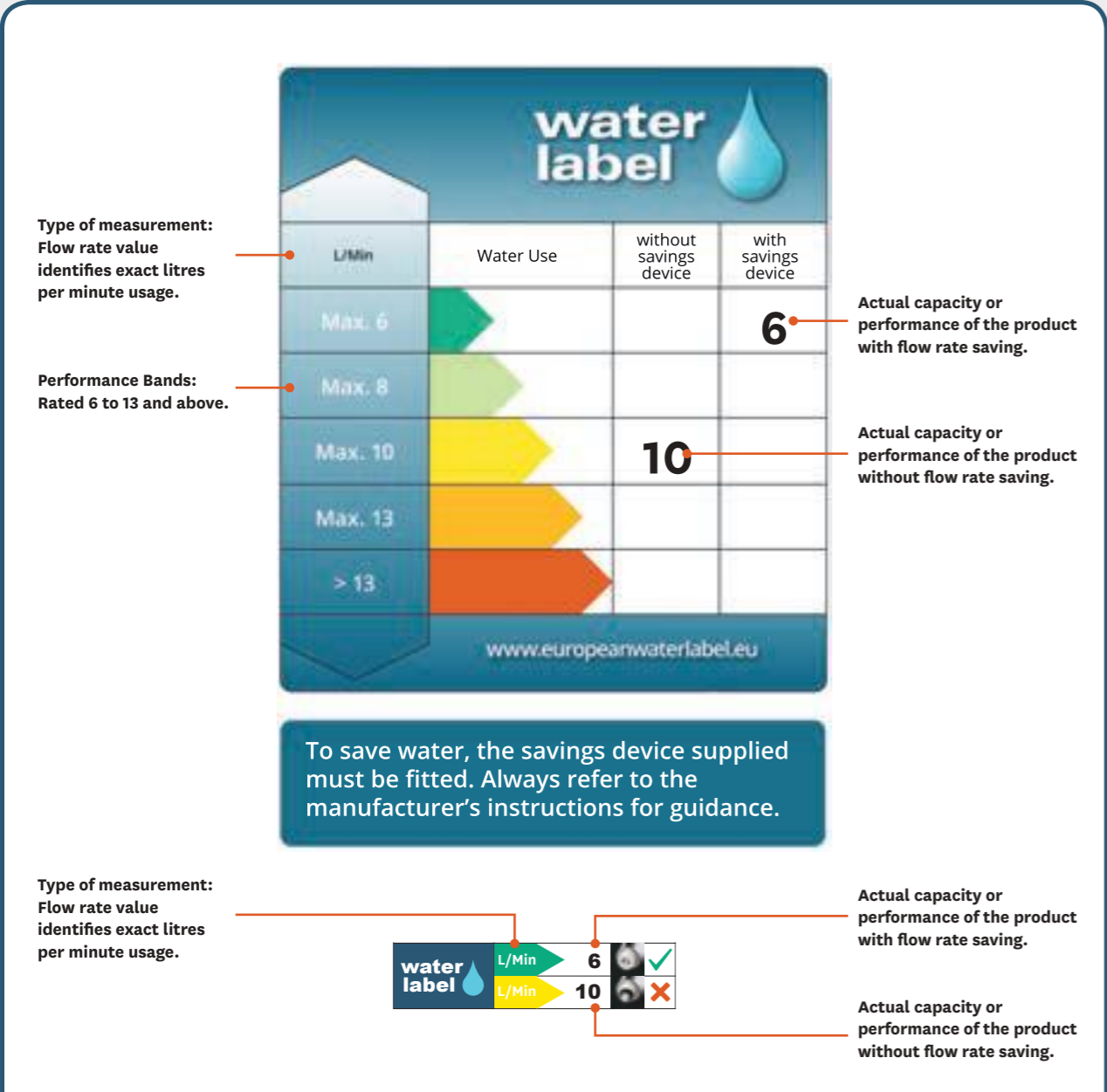
Methven operate a nationwide network of approved plumbers to provide specialist on-site support should you require it. For more information call 0800 195 1602.



TMV BUILDCERT APPROVAL

TMV Buildcert approval is the recognised standard of thermostatic control. Approval at TMV2 indicates suitability for use in the domestic home, whilst TMV3 approval indicates suitability for commercial installations such as care homes and hospitals.

METHVEN SUPPORTS THE EUROPEAN WATER LABEL SCHEME



We offer a comprehensive range of showers and bathroom taps which meet industry standards for water efficiency. The scheme identifies products which when installed and used correctly, will use less water, saving energy and money. Look for the Water Label across our product range which identifies products that offer a water saving option.

Visit: www.europeanwaterlabel.eu for more information.

CONFIDENCE IN US

The confidence we have in our products mean we are delighted to offer a comprehensive set of warranties for all of our products in our Methven and Deva brands. All details are laid out below, for full terms and conditions please visit our website at www.methven.com or contact us on 0800 195 1602.



METHVEN

| METHVEN BRAND WARRANTY (SUBJECT TO THE TERMS AND CONDITIONS) | | |
|--|-----------------------|---------|
| PRODUCT | PARTS | LABOUR |
| AURAJET™ Shower heads and handsets | LIFETIME REPLACEMENT* | |
| SATINJET® & AIRSTREAM Shower heads and handsets | LIFETIME REPLACEMENT* | |
| TAPWARE | 20 YEARS | 2 YEARS |
| THERMOSTATIC VALVES | 5 YEARS | 2 YEARS |
| SHOWER ACCESSORIES | 1 YEAR | |
| REPLACEMENT COMPONENTS AND PARTS | 1 YEAR | |



| DEVA BY METHVEN BRAND WARRANTY (SUBJECT TO THE TERMS AND CONDITIONS) | | |
|--|----------|---------|
| PRODUCT | PARTS | LABOUR |
| CHROME TAPWARE** | 12 YEARS | 2 YEARS |
| SHOWER VALVES | 5 YEARS | 2 YEARS |
| SHOWER ACCESSORIES | 1 YEAR | |
| ELECTRICAL PRODUCTS (INCLUDING SENSOR TAPS) | 2 YEARS | 2 YEARS |

* For the lifetime of the original purchaser

** All other finishes 5 Years Parts, 2 Years Labour

Any product that has not been fitted in a private dwelling located in the United Kingdom or the Republic of Ireland will be subject to our Commercial Warranty of 12 months parts and labour, as set out in Condition 8 of Methven's Terms and Conditions of Sale. For full terms and conditions see www.methven.com

METHVEN

— EXPERIENCE CENTRE —

George Clarke is an architect, creative director of George Clarke + Partners, and a founder of TV production company Amazing Productions.

"I was filming for Amazing Spaces in New Zealand and walked through one of the bathrooms. Automatically my eye just got drawn to the shower head. For me, design is absolutely everything. Not just about how it looks, it's about how it feels, functions and the experience you get from it.


When I turned the Methven shower on, it was really beautiful. It felt like a really different, more comfortable, quality experience.

What's really clever for me about Methven is the technology, the R&D and innovation that's gone into it. Their team of engineers are obsessed about how water actually comes out of a shower head, what direction the jets are being pushed in, and how you can change the dynamics of that water to give you a unique shower experience. Mind-blowing.

When I found out about their history, I was staggered. When you see new products, innovative design, some things that even look a bit futuristic you tend to associate that with a new company, and think that they're the new kids on the block. Methven have been going for 130 years. That gives me a massive amount of trust and loyalty to the brand. You know that they've got all that experience and knowledge behind them to design and make really beautiful products.

I never under-estimate what that heritage means, not only to the business, but to the things that they make. Methven having that level of innovation and that passion for a unique shower experience meant it was a no-brainer for me to join them".

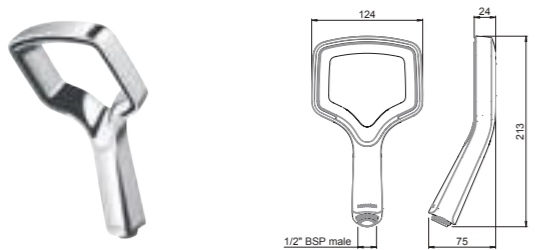
George Clarke – Methven UK Brand Ambassador



Methven Showers

HANDSETS & HEADS

Aurajet® RUA HANDSET



INLET CONNECTIONS:
1/2" BSP

WORKING PRESSURE:
1.0 - 5.0 bar

- Limescale resistant - hydrophobic properties resists the build up of limescale
- Water efficient without compromising performance
- Lifetime warranty

water label

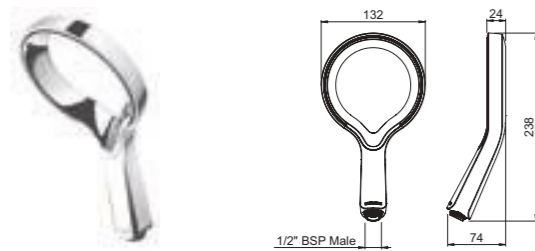
L/Min

7.5

RUHSCPUK Chrome Ex.VAT £78.00 Inc.VAT £93.60

RUHSCPWHUK Chrome & White Ex.VAT £78.00 Inc.VAT £93.60

Aurajet® AIO HANDSET



INLET CONNECTIONS:
1/2" BSP

WORKING PRESSURE:
1.0 - 5.0 bar

- Limescale resistant - hydrophobic properties resists the build up of limescale
- Water efficient without compromising performance
- Lifetime warranty

water label

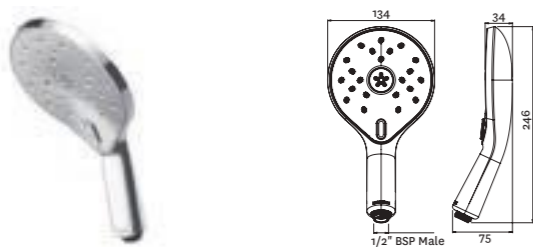
L/Min

9

AOHSCPUK Chrome Ex.VAT £86.65 Inc.VAT £103.98

AOHSCPWHUK Chrome & White Ex.VAT £86.65 Inc.VAT £103.98

Satinjet® KAHA HANDSET



INLET CONNECTIONS:
1/2" BSP

WORKING PRESSURE:
0.35 - 5.0 bar

- Two types of spray - Satinjet body shower or massage
- Water efficient without compromising performance

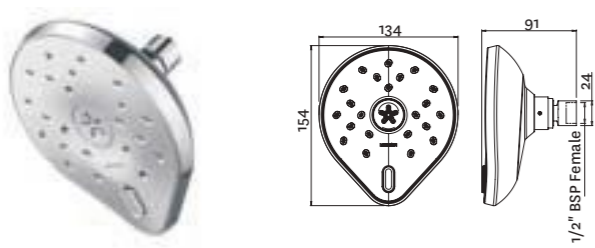
water label

L/Min

9

KHHSCPUK Chrome Ex.VAT £65.54 Inc.VAT £78.65

Satinjet® KAHA SHOWER ROSE



INLET CONNECTIONS:
1/2" BSP

WORKING PRESSURE:
0.35 - 5.0 bar

- Swivel joint
- Two types of spray - Satinjet body shower or massage
- Water efficient without compromising performance

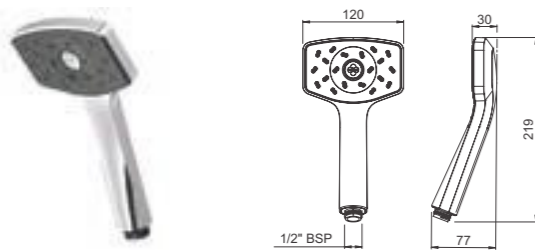
water label

L/Min

9

KHWSCPUK Chrome Ex.VAT £70.23 Inc.VAT £84.28

Satinjet® WAIPORI HANDSET



INLET CONNECTIONS:
1/2" BSP

WORKING PRESSURE:
0.35 - 5.0 bar

- Supplied with 9l/min flow regulator
- Water efficient without compromising performance

water label

L/Min

9

L/Min

20.3

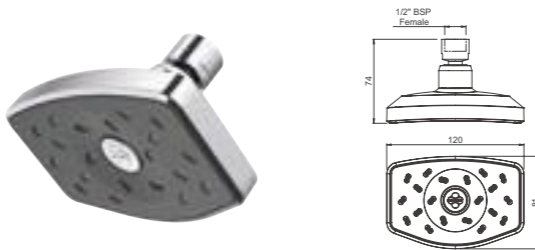
WAHPCPUK Chrome & Graphite Ex.VAT £38.95 Inc.VAT £46.74

WAHSCPWHUK Chrome & White Ex.VAT £38.95 Inc.VAT £46.74

Methven Showers

HANDSETS & HEADS

Satinjet® WAIPORI SHOWER HEAD



INLET CONNECTIONS:
1/2" BSP

WORKING PRESSURE:
0.35 - 5.0 bar

- Supplied with 9l/min flow regulator
- Swivel joint
- Water efficient without compromising performance

water label

L/Min

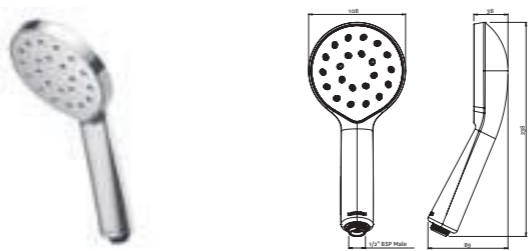
9

L/Min

19.8

WASRCPUK Chrome & Graphite Ex.VAT £38.95 Inc.VAT £46.74

Satinjet® KIRI MK2 HANDSET



INLET CONNECTIONS:
1/2" BSP

WORKING PRESSURE:
0.35 - 5.0 bar

- Water efficient without compromising performance

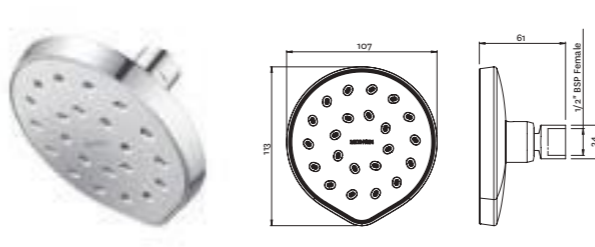
water label

L/Min

9

KRHSCPUK Chrome Ex.VAT £33.33 Inc.VAT £40.00

Satinjet® KIRI MK2 SHOWER ROSE



INLET CONNECTIONS:
1/2" BSP

WORKING PRESSURE:
0.35 - 5.0 bar

- Swivel joint
- Water efficient without compromising performance

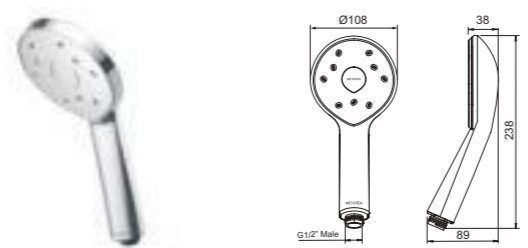
water label

L/Min

9

KRWSCPUK Chrome Ex.VAT £33.33 Inc.VAT £40.00

Satinjet® KIRI LOW FLOW MK2 HANDSET



INLET CONNECTIONS:
1/2" BSP

WORKING PRESSURE:
1.0 - 5.0 bar

- Delivers a great shower at a lower flow rate

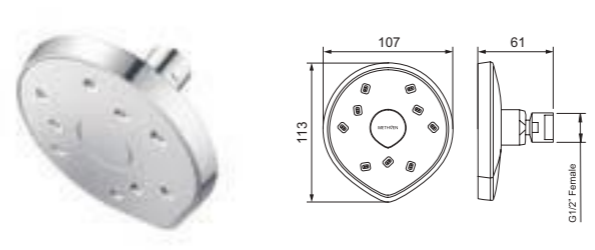
water label

L/Min

6

KRLFHSCP Chrome Ex.VAT £33.33 Inc.VAT £40.00

Satinjet® KIRI LOW FLOW MK2 SHOWER ROSE



INLET CONNECTIONS:
1/2" BSP

WORKING PRESSURE:
1.0 - 5.0 bar

- Delivers a great shower at a lower flow rate

water label

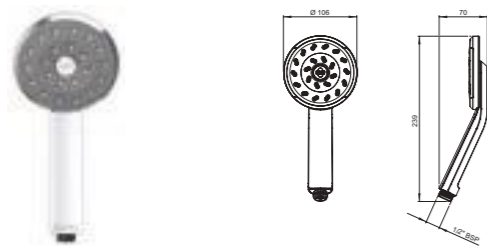
L/Min

6

KRLFWSCP Chrome Ex.VAT £33.33 Inc.VAT £40.00

Methven Showers HANDSETS & HEADS

Satinjet® KIRI HANDSET



INLET CONNECTIONS:
1/2" BSP

WORKING PRESSURE:
0.35 - 5.0 bar

- Supplied with 9l/min flow regulator
- Water efficient without compromising performance

water label

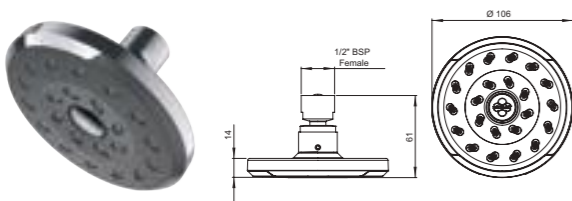
L/Min 9

L/Min 22.5

SJK23 Chrome & Graphite

Ex.VAT £29.21 Inc.VAT £35.05

Satinjet® KIRI SHOWER HEAD



INLET CONNECTIONS:
1/2" BSP

WORKING PRESSURE:
0.35 - 5.0 bar

- Swivel joint
- Water efficient without compromising performance

water label

L/Min 9

L/Min 22

SJK005 Chrome & Graphite

Ex.VAT £29.21 Inc.VAT £35.05

Satinjet® KIRI SATINJET® WALL MOUNTED SHOWERHEAD



INLET CONNECTIONS:
1/2" BSP

WORKING PRESSURE:
0.35 - 5.0 bar

- Swivel joint
- Water efficient without compromising performance

water label

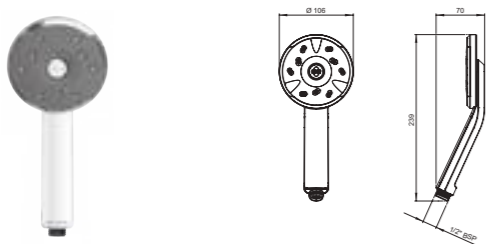
L/Min 9

L/Min 22

SJK 002 Chrome & Graphite

Ex.VAT £57.46 Inc.VAT £68.95

Satinjet® KIRI LOW FLOW HANDSET



INLET CONNECTIONS:
1/2" BSP

WORKING PRESSURE:
1.0 - 5.0 bar

- Delivers a great shower at a lower flow rate

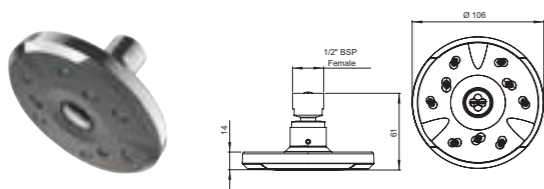
water label

L/Min 6

SJK23-LF Chrome & Graphite

Ex.VAT £29.21 Inc.VAT £35.05

Satinjet® KIRI LOW FLOW SHOWER HEAD



INLET CONNECTIONS:
1/2" BSP

WORKING PRESSURE:
1.0 - 5.0 bar

- Swivel joint
- Delivers a great shower at a lower flow rate

water label

L/Min 6

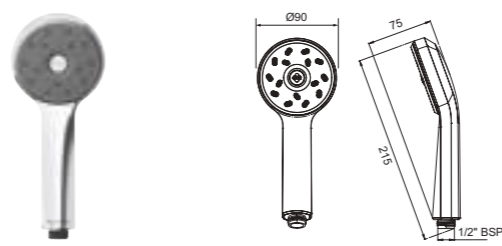
SJK005-LF Chrome & Graphite

Ex.VAT £29.21 Inc.VAT £35.05

METHVEN

Methven Showers HANDSETS & HEADS

Satinjet® MAKU HANDSET



INLET CONNECTIONS:
1/2" BSP

WORKING PRESSURE:
0.35 - 5.0 bar

- Suitable for all showers
- Ideal for use with electric showers
- Supplied with 9l/min flow regulator

water label

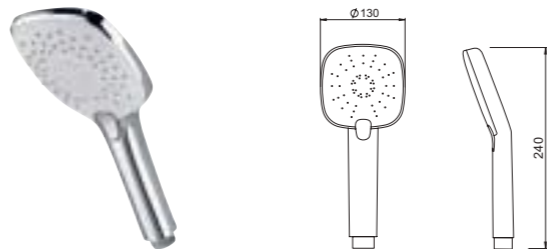
L/Min 9

L/Min 18.1

MAHPCPUK Chrome & Graphite

Ex.VAT £24.25 Inc.VAT £29.10

Airstream® AIRSTREAM HANDSET



INLET CONNECTIONS:
1/2" BSP

WORKING PRESSURE:
0.5 - 5.0 bar

- Airstream technology mixes air with water to create a more voluminous spray
- Easy click 3 function spray
- Simple push button operation to change between Airstream full body, massage and combination spray

water label

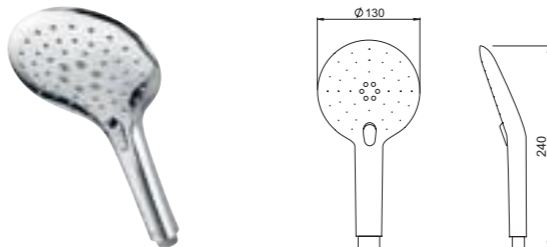
L/Min 9

L/Min 18.1

AIR1HSCPWHUK Chrome & White

Ex.VAT £36.74 Inc.VAT £44.09

Airstream® AIRSTREAM HANDSET



INLET CONNECTIONS:
1/2" BSP

WORKING PRESSURE:
0.5 - 5.0 bar

- Airstream technology mixes air with water to create a more voluminous spray
- Easy click 3 function spray
- Simple push button operation to change between Airstream full body, massage and combination spray

water label

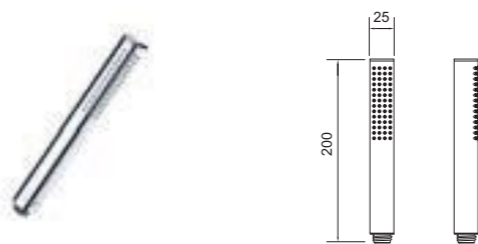
L/Min 9

L/Min 18.1

AIR3HSCPUK Chrome & White

Ex.VAT £31.23 Inc.VAT £37.48

MICROPHONE HANDSET



INLET CONNECTIONS:
1/2" BSP

WORKING PRESSURE:
0.35 - 5.0 bar

- Brass construction

water label

L/Min 6

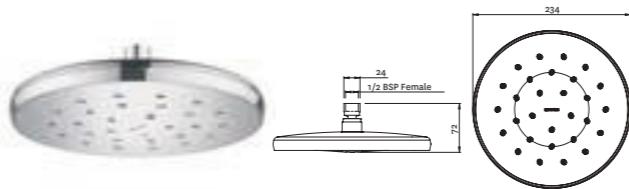
MH1 Chrome (Brass)

Ex.VAT £38.95 Inc.VAT £46.74

MH1A (ABS) Chrome

Ex.VAT £31.20 Inc.VAT £37.44

Satinjet® ROUND FIXED HEAD SHOWER



INLET CONNECTIONS:
1/2" BSP

WORKING PRESSURE:
0.35 - 5.0 bar

- Swivel joint
- Water efficient without compromising performance

water label

L/Min 9

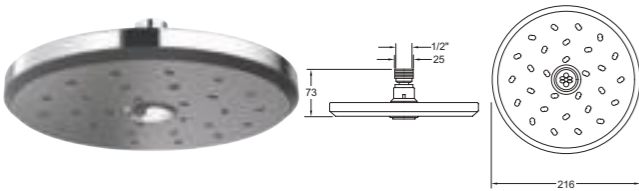
OSRO230CPUK Chrome

Ex.VAT £153.33 Inc.VAT £184.00

Methven Showers

HANDSETS & HEADS

Satinjet® ROUND FIXED HEAD SHOWER



INLET CONNECTIONS:
1/2" BSP

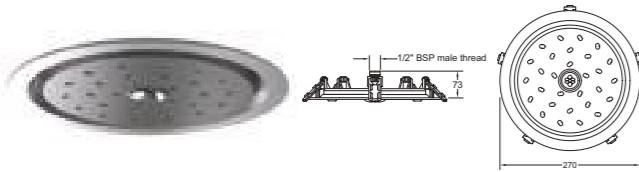
WORKING PRESSURE:
0.35 - 5.0 bar

- Swivel joint
- Supplied with 9l/min flow regulator
- Water efficient without compromising performance

SJK 009 Chrome & Graphite

Ex.VAT **£145.10** Inc.VAT **£174.12**

Satinjet® FLUSH MOUNTED CEILING SHOWER



INLET CONNECTIONS:
1/2" BSP

WORKING PRESSURE:
0.35 - 5.0 bar

- Optimal installation height 2.1 - 2.2m (not suitable above 2.4m)
- Supplied with 9l/min flow limiter
- Water efficient without compromising performance

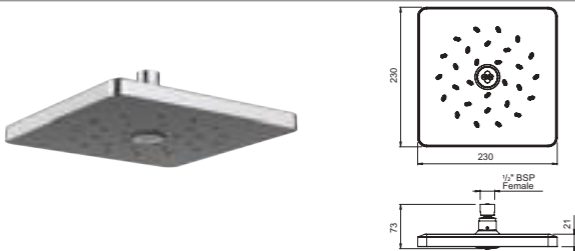
SJK010 Chrome & Graphite

Ex.VAT **£184.05** Inc.VAT **£220.86**

water label

L/Min 9

Satinjet® SQUARE FIXED HEAD SHOWER



INLET CONNECTIONS:
1/2" BSP

WORKING PRESSURE:
0.35 - 5.0 bar

- Swivel joint
- Supplied with 9l/min flow limiter
- Water efficient without compromising performance

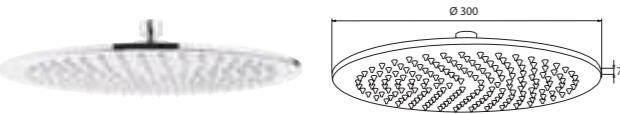
OSQ230CP Chrome & Graphite

Ex.VAT **£145.10** Inc.VAT **£174.12**

OSQ230WHCPUK Chrome & White

Ex.VAT **£145.10** Inc.VAT **£174.12**

SLIM BRASS FIXED HEAD SHOWER



INLET CONNECTIONS:
1/2" BSP

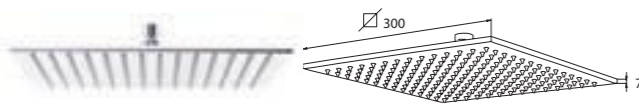
WORKING PRESSURE:
0.5 - 5.0 bar

- Brass construction
- Swivel joint

MFH001 Chrome

Ex.VAT **£243.44** Inc.VAT **£292.13**

SLIM BRASS FIXED HEAD SHOWER



INLET CONNECTIONS:
1/2" BSP

WORKING PRESSURE:
0.5 - 5.0 bar

- Brass construction
- Swivel joint

MFH002 Chrome

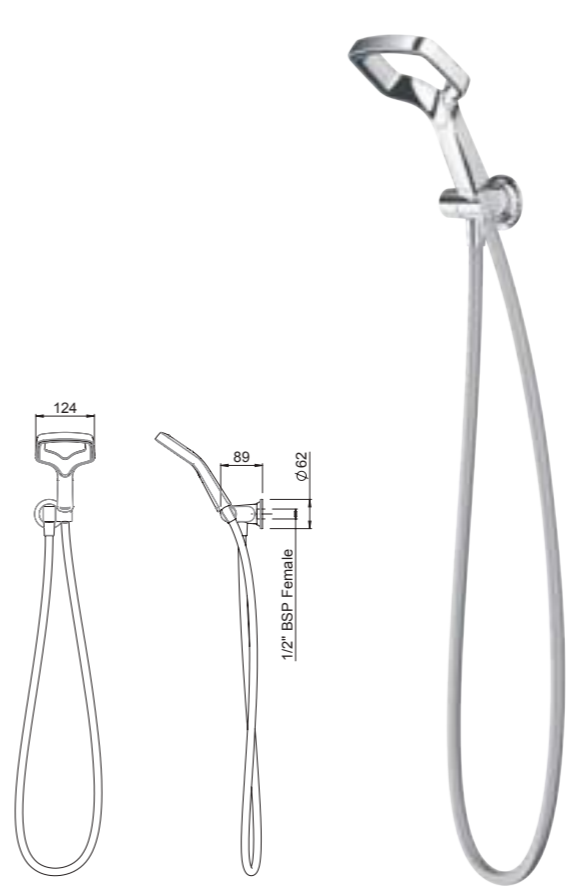
Ex.VAT **£282.40** Inc.VAT **£338.88**

Methven Showers

RUA

METHVEN

Aurajet® RUA HAND SHOWER



INLET CONNECTIONS:
1/2" BSP

WORKING PRESSURE:
1.0 - 5.0 bar

- Limescale resistant - hydrophobic properties resists the build up of limescale
- Water efficient without compromising performance
- Quick fit connector for easy installation
- Comes complete with 15mm (1/2" BSP) threaded connection

RUWOBCPUK Chrome

Ex.VAT **£160.68** Inc.VAT **£192.82**

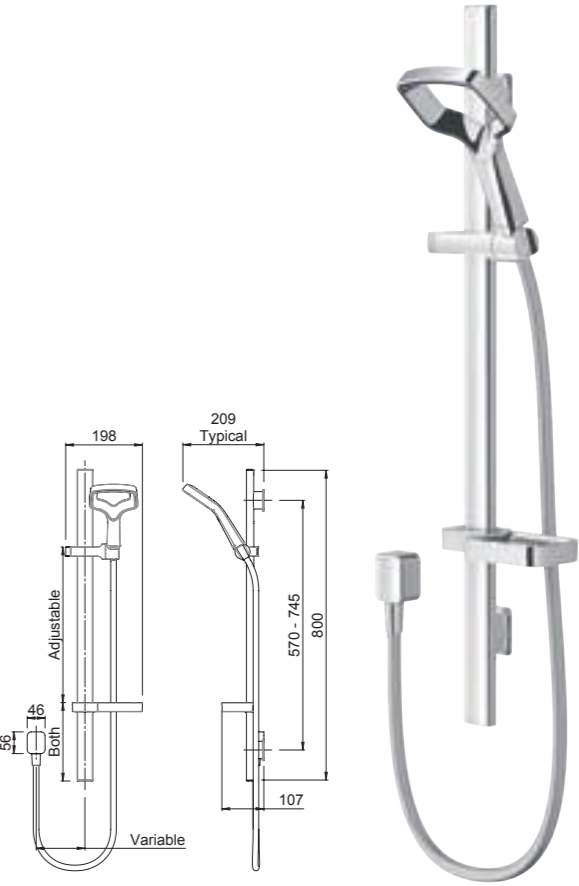
water label

L/Min 7.5

RUWOBCPWHUK Chrome & White

Ex.VAT **£160.68** Inc.VAT **£192.82**

Aurajet® RUA RAIL SHOWER



INLET CONNECTIONS:
1/2" BSP

WORKING PRESSURE:
1.0 - 5.0 bar

- Limescale resistant - hydrophobic properties resists the build up of limescale
- Water efficient without compromising performance
- Riser rail features adjustable brackets - ideal for retrofit
- Easy to use handset slider
- Comes complete with 15mm (1/2" BSP) threaded connection

RUSRCPUK Chrome

Ex.VAT **£190.08** Inc.VAT **£228.10**

water label

L/Min 7.5

RUSRCPWHUK Chrome & White

Ex.VAT **£190.08** Inc.VAT **£228.10**

Methven Showers

RUA

Aurajet®

RUA EASY FIT SHOWER KIT



INLET CONNECTIONS:
1/2" BSP
WORKING PRESSURE:
1.0 - 5.0 bar

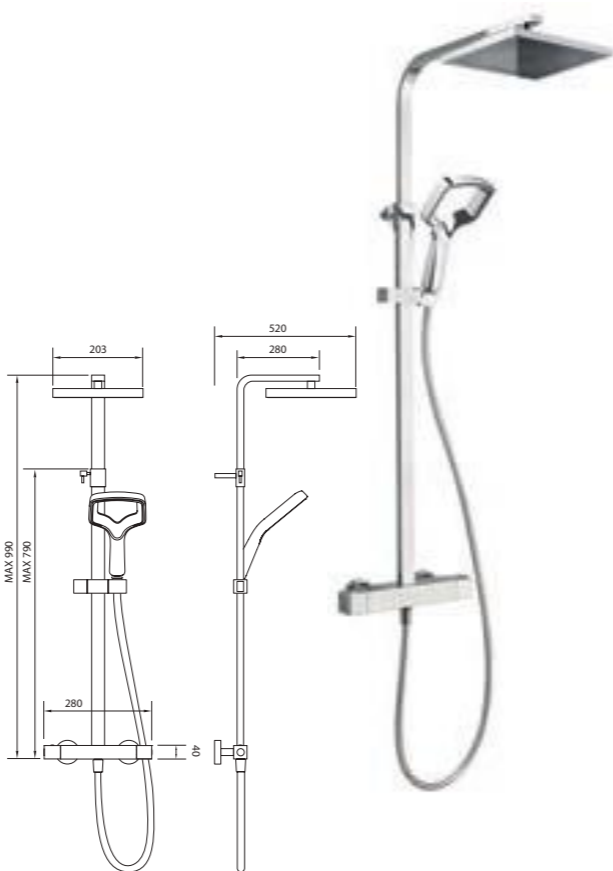
- Limescale resistant - hydrophobic properties resists the build up of limescale
- Easy to fit shower rail - simply twist and lock brackets into place
- Smooth easy clean 1.5m hose
- Water efficient without compromising performance



EKIT07/RUA Chrome Ex.VAT £141.00 Inc.VAT £169.20

Aurajet®

RUA COOL TO TOUCH BAR SHOWER WITH DIVERTER



VALVE:
Thermostatic
OPERATION:
Separate flow and temperature controls
INLET CONNECTIONS:
15mm Compression
WORKING PRESSURE:
1.0 - 5.0 bar

- Limescale resistant - hydrophobic properties resists the build up of limescale
- Safe cool to touch body
- 38°C hot stop with override facility
- Integral diverter to fixed head and handset
- Smooth easy clean 1.5m hose



RUSCTSDEF Chrome Ex.VAT £432.46 Inc.VAT £518.95

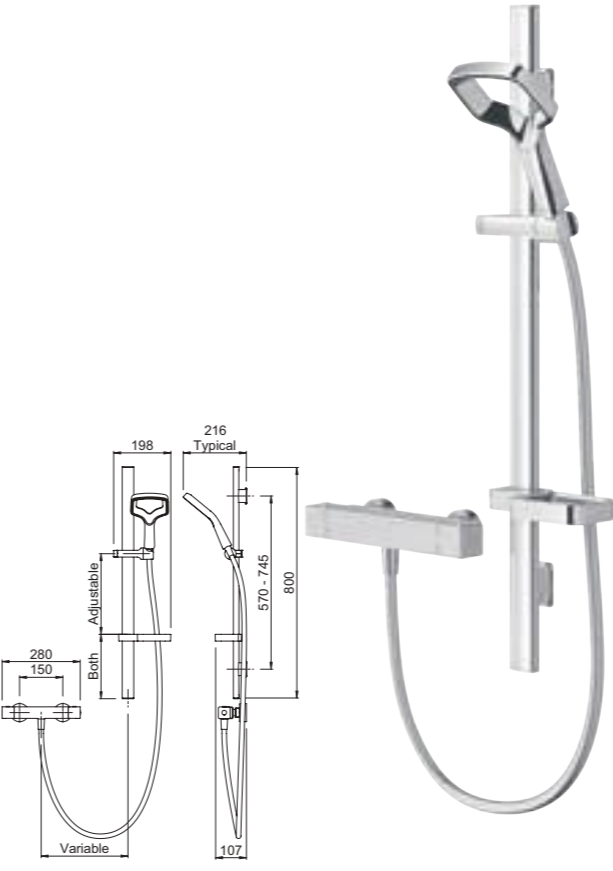
METHVEN

Methven Showers

RUA

Aurajet®

RUA COOL TO TOUCH BAR MIXER SHOWER KIT



VALVE:
Thermostatic
OPERATION:
Separate flow and temperature controls
INLET CONNECTIONS:
15mm Compression
WORKING PRESSURE:
1.0 - 5.0 bar

- Limescale resistant - hydrophobic properties resists the build up of limescale
- Safe cool to touch body
- 38°C hot stop with override facility
- Includes easy fit connections
- Riser rail features adjustable brackets - ideal for retrofit



RUCTSCPUK Chrome Ex.VAT £292.97 Inc.VAT £351.56

RUCTSCPWHUK Chrome & White Ex.VAT £292.97 Inc.VAT £351.56

Aurajet®

RUA COOL TO TOUCH BAR MIXER WITH EASY FIT SHOWER KIT



VALVE:
Thermostatic
OPERATION:
Separate flow and temperature controls
INLET CONNECTIONS:
15mm Compression
WORKING PRESSURE:
1.0 - 5.0 bar

- Limescale resistant - hydrophobic properties resists the build up of limescale
- Safe cool to touch body
- 38°C hot stop with override facility
- Includes easy fit connections
- Easy to fit shower rail - simply twist and lock brackets into place

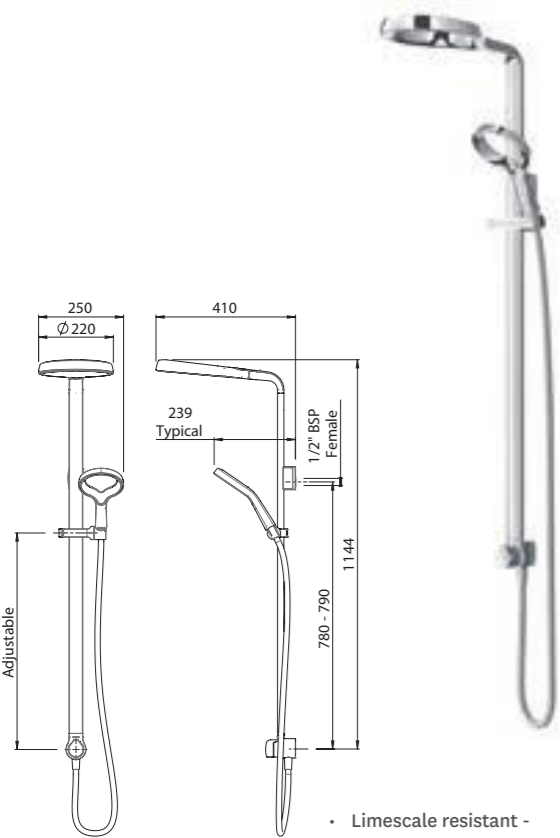


RUCTSEFCP Chrome Ex.VAT £249.60 Inc.VAT £299.52

Methven Showers

AIO

Aurajet® AIO SHOWER SYSTEM



INLET CONNECTIONS:
1/2" BSP
WORKING PRESSURE:
1.0 - 5.0 bar

- Limescale resistant - hydrophobic properties resists the build up of limescale
- Water efficient without compromising performance
- Integrated diverter
- Rotary ceramic diverter cartridge for smooth operation
- Quick fit connector between head & rail for easy installation
- Comes complete with 15mm (1/2" BSP) threaded connection
- Fitted with 12l/min flow regulator in overhead and 9l/min in handset
- Twin with a Kaha or Kiri single outlet shower valve



water label L/Min 12

AOSSCPUK Chrome Ex.VAT £583.30 Inc.VAT £699.96

AOSSCPWHUK Chrome & White Ex.VAT £583.30 Inc.VAT £699.96

Aurajet® AIO OVERHEAD SHOWER



INLET CONNECTIONS:
1/2" BSP
WORKING PRESSURE:
1.0 - 5.0 bar

- Limescale resistant - hydrophobic properties resists the build up of limescale
- Water efficient without compromising performance
- Ultra wide spray coverage
- Quick fit connector for easy installation
- Fitted with 12l/min flow regulator
- Comes complete with 15mm (1/2" BSP) threaded connection



water label L/Min 12

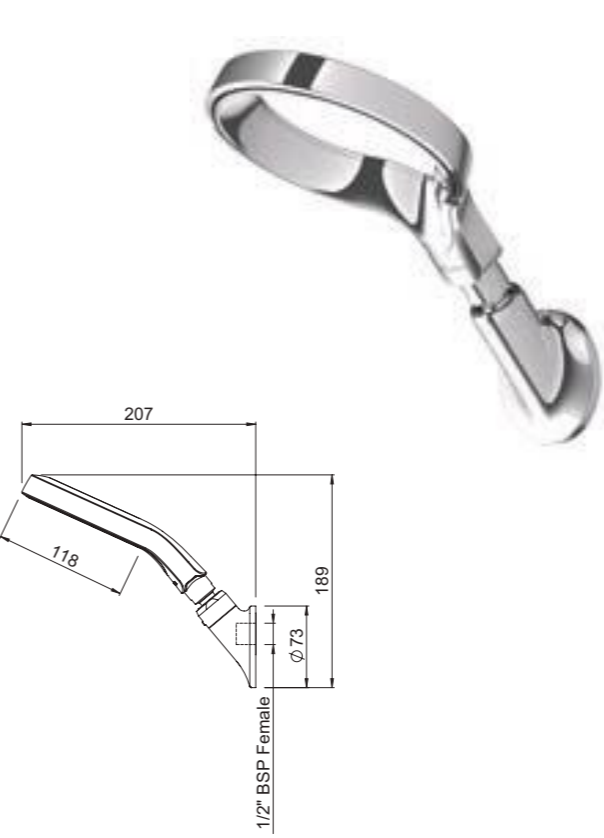
AOOSCPUK Chrome Ex.VAT £242.48 Inc.VAT £290.98

AOOSCPWHUK Chrome & White Ex.VAT £242.48 Inc.VAT £290.98

Methven Showers

AIO

Aurajet® AIO WALL SHOWER ON SHORT ARM



INLET CONNECTIONS:
1/2" BSP
WORKING PRESSURE:
1.0 - 5.0 bar

- Limescale resistant - hydrophobic properties resists the build up of limescale
- Quick fit connector for easy installation
- Ball joint creates a greater range of rotational and angular adjustment
- Water efficient without compromising performance
- Comes complete with 15mm (1/2" BSP) threaded connection

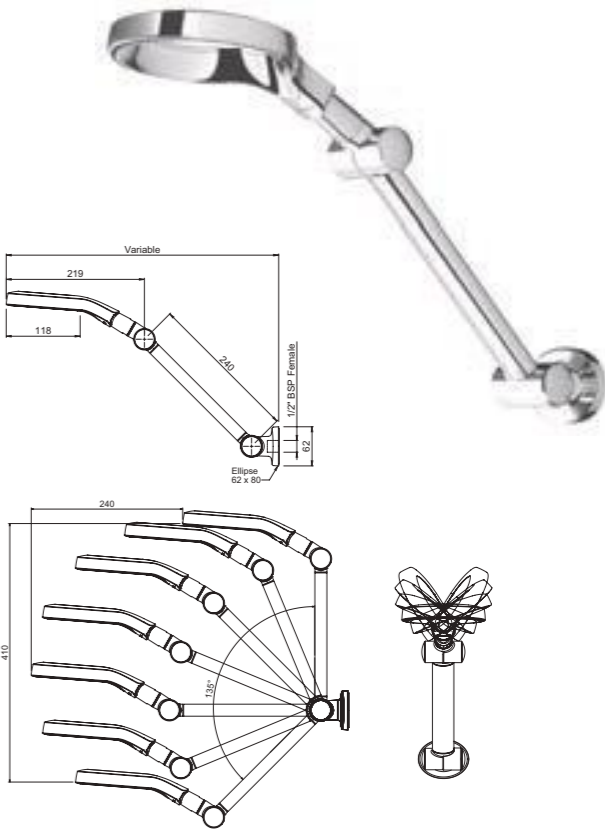


water label L/Min 9

AOSACPUK Chrome Ex.VAT £149.96 Inc.VAT £179.95

AOSACPWHUK Chrome & White Ex.VAT £149.96 Inc.VAT £179.95

Aurajet® AIO HI RISE SHOWER



INLET CONNECTIONS:
1/2" BSP
WORKING PRESSURE:
1.5 - 5.0 bar

- Limescale resistant - hydrophobic properties resists the build up of limescale
- Hold firm arm offering a wide range of movement
- Water efficient without compromising performance
- Comes complete with 15mm (1/2" BSP) threaded connection



water label L/Min 9

AOHRCPUK Chrome Ex.VAT £227.86 Inc.VAT £273.43

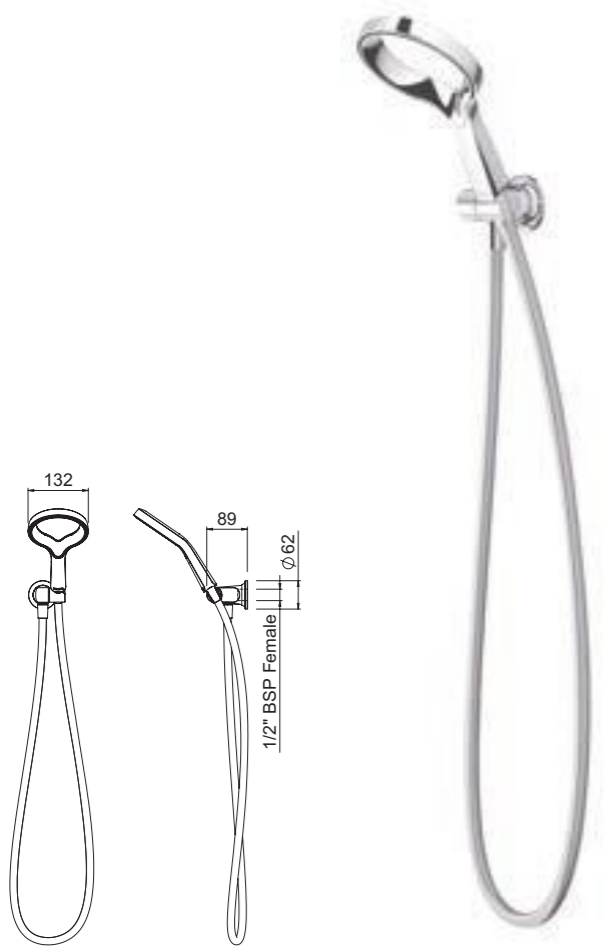
AOHRCPWHUK Chrome & White Ex.VAT £227.86 Inc.VAT £273.43

METHVEN

Methven Showers

AIO

Aurajet® AIO HAND SHOWER



INLET CONNECTIONS:
1/2" BSP
WORKING PRESSURE:
1.0 - 5.0 bar

- Limescale resistant - hydrophobic properties resists the build up of limescale
- Quick fit connector for easy installation
- Water efficient without compromising performance
- Comes complete with 15mm (1/2" BSP) threaded connection



AOWBCPUK Chrome Ex.VAT £165.55 Inc.VAT £198.66

AOWBCPWHUK Chrome & White Ex.VAT £165.55 Inc.VAT £198.66

Aurajet® AIO RAIL SHOWER



INLET CONNECTIONS:
1/2" BSP
WORKING PRESSURE:
1.0 - 5.0 bar

- Limescale resistant - hydrophobic properties resists the build up of limescale
- Water efficient without compromising performance
- Riser rail features adjustable brackets - ideal for retrofit
- Easy to use handset slider
- Comes complete with 15mm (1/2" BSP) threaded connection



AOSRCPUK Chrome Ex.VAT £193.78 Inc.VAT £232.54

AOSRCPWHUK Chrome & White Ex.VAT £193.78 Inc.VAT £232.54

Methven Showers

AIO

METHVEN

Aurajet® AIO EASY FIT SHOWER KIT



INLET CONNECTIONS:
15mm Compression
WORKING PRESSURE:
1.0 - 5.0 bar

- Limescale resistant - hydrophobic properties resists the build up of limescale
- Easy to fit shower rail - simply twist and lock brackets into place
- Smooth easy clean 1.5m hose



EKIT06/AIO Chrome Ex.VAT £143.52 Inc.VAT £172.22

Aurajet® AIO COOL TO TOUCH BAR SHOWER WITH DIVERTER



VALVE:
Thermostatic
OPERATION:
Separate flow and temperature controls
INLET CONNECTIONS:
15mm Compression
WORKING PRESSURE:
1.0 - 5.0 bar

- Limescale resistant handset - hydrophobic properties resists the build up of limescale
- Safe cool to touch body
- 38°C hot stop with override facility
- Eco flow control with override facility
- Includes easy fit connections
- Smooth easy clean 1.5m hose

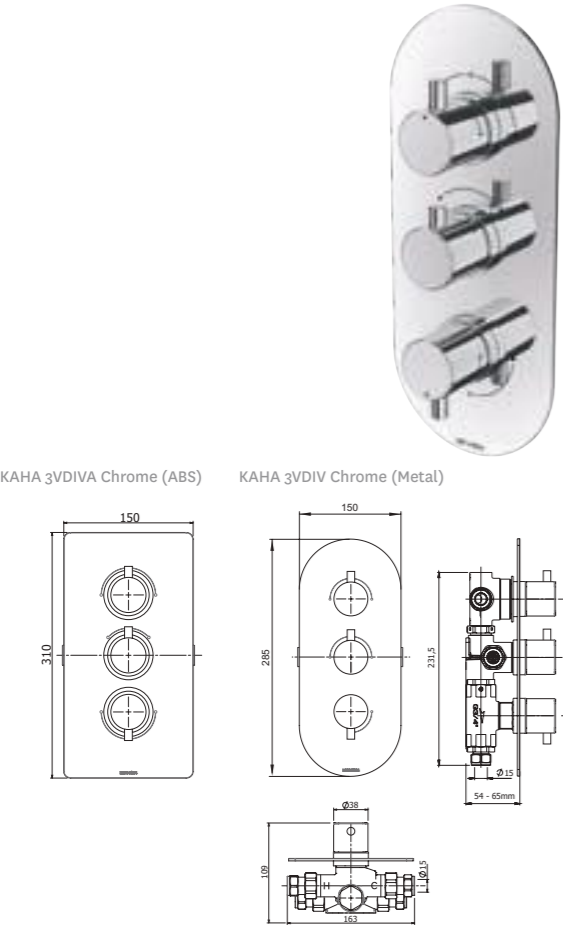


AOKCTSDEF Chrome Ex.VAT £350.56 Inc.VAT £420.67

Methven Showers

KAHA

KAHA CONCEALED MIXER VALVE (3 OUTLETS)



VALVE:
Thermostatic
OPERATION:
Separate flow and temperature controls
INLET CONNECTIONS:
15mm Compression
WORKING PRESSURE:
1.0 - 5.0 bar

- Diverter cartridge to two outlets and separate stopcock for bathfill
- 38°C temperature hot stop with override facility
- Available with brass or ABS concealing plate
- Rectangular ABS concealing plate
- Concealed shower spindle extension available see page 162

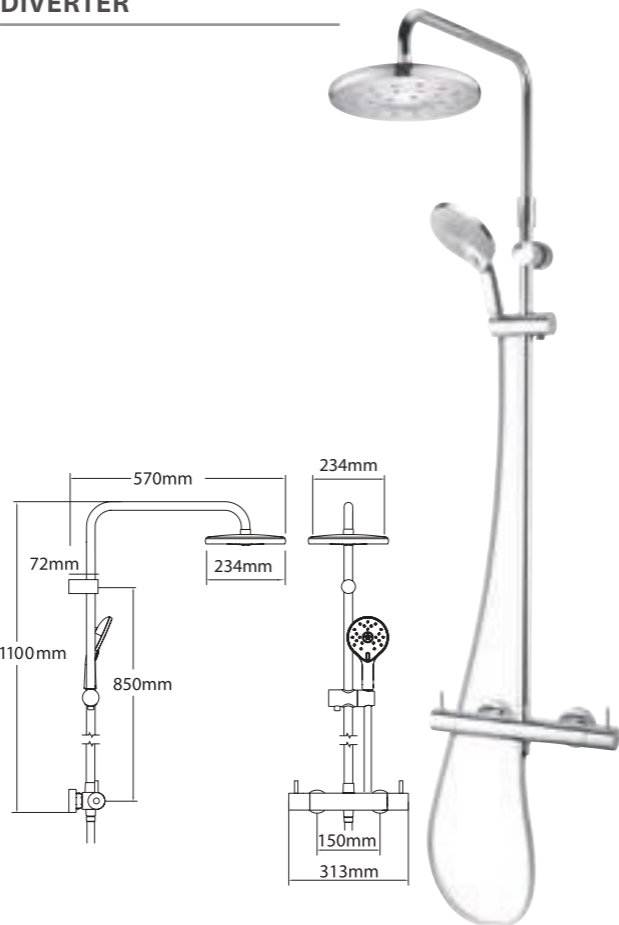


KAHA 3VDIV Chrome (Metal) Ex.VAT £437.24 Inc.VAT £524.69

KAHA 3VDIVA Chrome (ABS plate) Ex.VAT £391.30 Inc.VAT £469.56

Satinjet®

KAHA COOL TO TOUCH BAR SHOWER WITH DIVERTER



VALVE:
Thermostatic
INLET CONNECTIONS:
15mm Compression
WORKING PRESSURE:
1.0 - 5.0 bar

- Safe cool to touch body
- 38°C hot stop with override facility
- Includes easy fit connections
- Includes Satinjet overhead and Kaha Satinjet handset
- Two types of spray - Satinjet body shower or massage
- Riser height can be adjusted to suit your bathroom



KHCTADEF Chrome Ex.VAT £472.50 Inc.VAT £567.00

Methven Showers

KAHA

METHVEN

Satinjet®

KAHA COOL TO TOUCH BAR MIXER WITH EASY FIT SHOWER KIT



INLET CONNECTIONS:
15mm Compression
WORKING PRESSURE:
0.35 - 5.0 bar

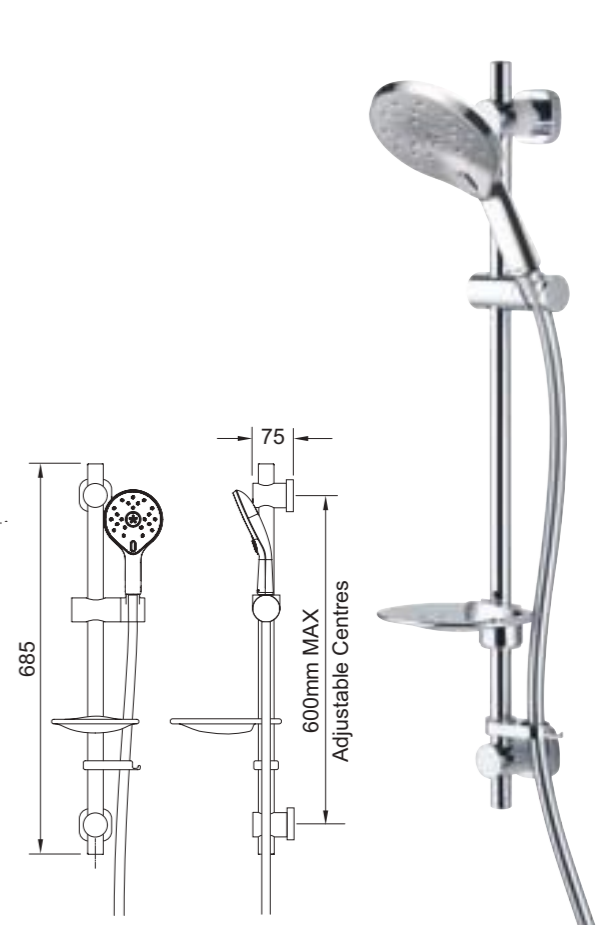
- Safe cool to touch body
- 38°C hot stop with override facility
- Includes easy fit connections
- Easy to fit shower rail - simply twist and lock brackets into place
- Smooth easy clean 1.5m hose
- Includes Kaha Satinjet handset
- Two types of spray - Satinjet body shower or massage



KHCTSEFCP Chrome Ex.VAT £220.00 Inc.VAT £264.00

Satinjet®

KAHA EASY FIT SHOWER KIT



INLET CONNECTIONS:
1/2" BSP
WORKING PRESSURE:
0.35 - 5.0 bar

- Easy to fit shower rail - simply twist and lock brackets into place
- Smooth easy clean 1.5m hose
- Includes Kaha Satinjet handset
- Two types of spray - Satinjet body shower or massage



EKIT08/KH Chrome Ex.VAT £125.00 Inc.VAT £150.00

Methven Showers

WAIPORI

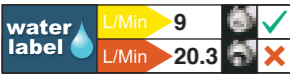
Satinjet®

WAIPORI SHOWER KIT



INLET CONNECTIONS:
1/2" BSP
WORKING PRESSURE:
0.35 - 5.0 bar

- Supplied with 9l/min flow regulator
- Smooth easy clean 1.5m hose

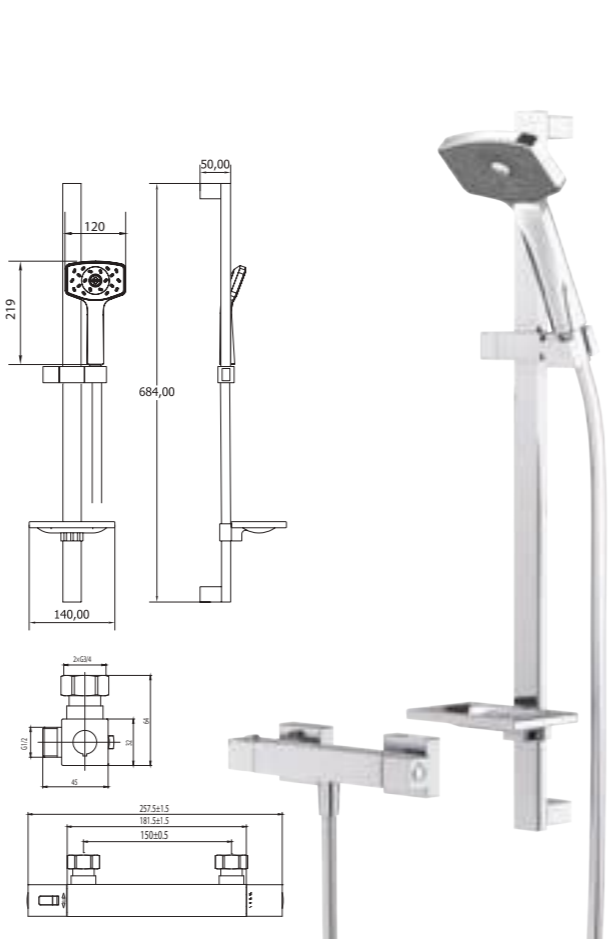


WK1 Chrome & Graphite

Ex.VAT £64.27 Inc.VAT £77.12

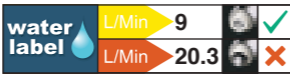
Satinjet®

WAIPORI COOL TO TOUCH BAR SHOWER



VALVE:
Thermostatic
OPERATION:
Separate flow and temperature controls
INLET CONNECTIONS:
15mm Compression
WORKING PRESSURE:
0.5 - 5.0 bar

- Safe cool to touch body
- 38°C temperature hot stop with override facility
- Smooth easy clean 1.5m hose
- Supplied with 9l/min flow regulator



WCTS Chrome & Graphite

Ex.VAT £184.05 Inc.VAT £220.86

Methven Showers

WAIPORI

METHVEN

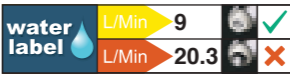
Satinjet®

WAIPORI COOL TO TOUCH BAR SHOWER WITH EASY FIT KIT



VALVE:
Thermostatic
OPERATION:
Separate flow and temperature controls
INLET CONNECTIONS:
15mm Compression
WORKING PRESSURE:
0.5 - 5.0 bar

- Safe cool to touch body
- 38°C temperature hot stop with override facility
- Easy to fit shower rail - simply twist and lock brackets into place
- Includes Waipori Satinjet handset
- Smooth easy clean 1.5m hose

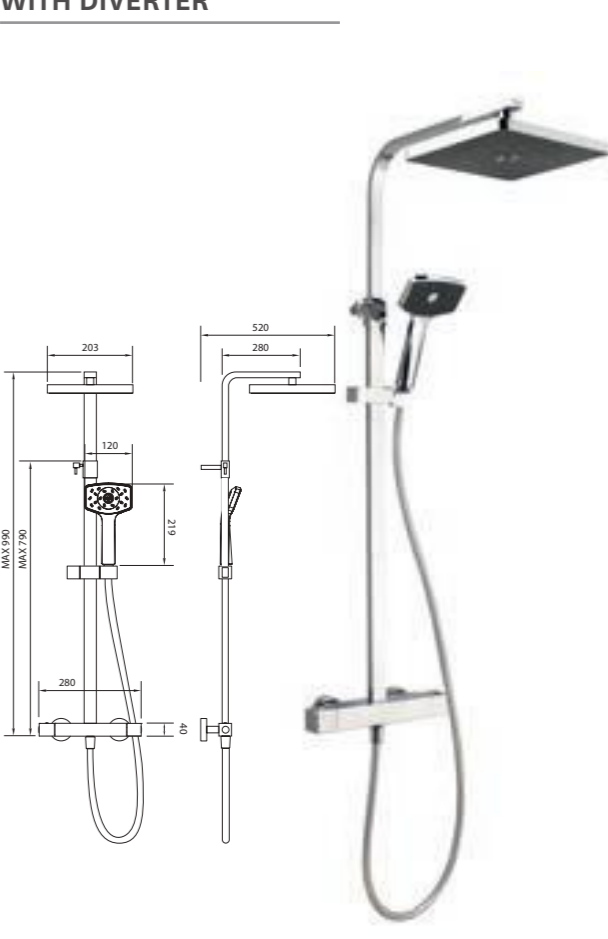


WKCTS Chrome & Graphite

Ex.VAT £154.34 Inc.VAT £185.21

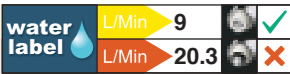
Satinjet®

WAIPORI COOL TO TOUCH BAR SHOWER WITH DIVERTER



VALVE:
Thermostatic
OPERATION:
Separate flow and temperature controls
INLET CONNECTIONS:
15mm Compression
WORKING PRESSURE:
1.5 - 5.0 bar

- Safe cool to touch body
- 38°C temperature hot stop with override facility
- Integral diverter to fixed head and handset
- Smooth easy clean 1.5m hose
- Supplied with 9l/min flow regulator



WCTSDEF Chrome & Graphite

Ex.VAT £473.12 Inc.VAT £567.74

Methven’s most efficient showers helping you to comply with Part G

Achieve the flow rate without compromising on performance



Satinjet°

KIRI LOW FLOW MK2 HANDSET
PAGE 17



Satinjet°

KIRI LOW FLOW HANDSET
PAGE 17



Satinjet°

KIRI LOW FLOW MK2 SHOWER ROSE
PAGE 17



Satinjet°

KIRI LOW FLOW SHOWER HEAD
PAGE 18



Our unique showering technology enables users to enjoy a powerful showering experience while only using 6 litres a minute compared to conventional showers that use an average of 12 litres per minute.

This means that 48 litres of water can be saved during a typical eight-minute shower*, that’s the equivalent to eight watering cans!

In one year, an average household could save 42,048 litres** of water by switching to a Satinjet low flow shower head.

SAVE 8 WATERING CANS



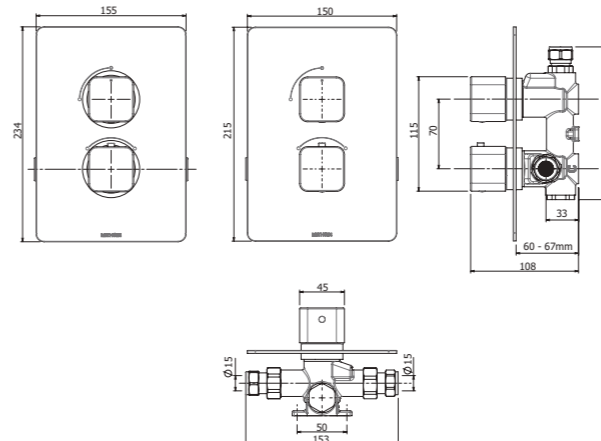
*water use in the bathroom attributes to almost 70% of a home’s entire usage and with the average length of shower 8 minutes
**figures based on 2.4 people per household showering for 8 minutes once a day for 365 days”

KIRI CONCEALED MIXER VALVE (SINGLE OUTLET)



KIRI 1VA Chrome (ABS plate)

KIRI 1V Chrome (Metal plate)



VALVE:

Thermostatic

OPERATION:

Separate flow and temperature controls

INLET CONNECTIONS:
15mm Compression

WORKING PRESSURE:
0.2 - 5.0 bar

- 38°C temperature hot stop with override facility
- Available with brass or ABS concealing plate
- Concealed shower spindle extension available see page 162



KIRI 1V Chrome (Metal)

Ex.VAT **£291.17** Inc.VAT **£349.40**

KIRI 1VA Chrome (ABS plate)

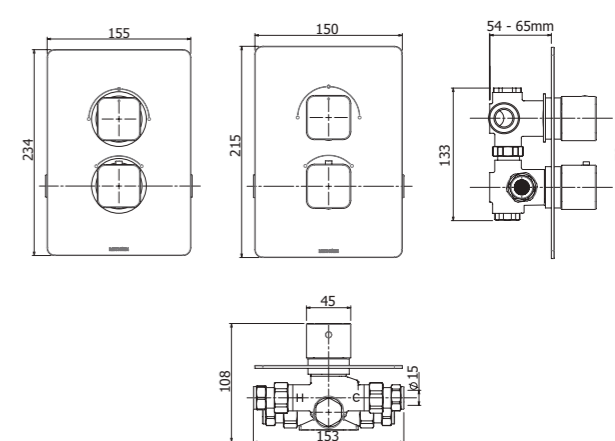
Ex.VAT **£245.23** Inc.VAT **£294.28**

KIRI CONCEALED MIXER VALVE (2 OUTLETS)



KIRI 2VDIVA Chrome (ABS plate)

KIRI 2VDIV Chrome (Metal plate)



VALVE:

Thermostatic

OPERATION:

Separate flow and temperature controls

INLET CONNECTIONS:
15mm Compression

WORKING PRESSURE:
0.5 - 5.0 bar

- Diverter cartridge to two outlets
- 38°C temperature hot stop with override facility
- Available with brass or ABS concealing plate
- Concealed shower spindle extension available see page 162



KIRI 2VDIV Chrome (Metal)

Ex.VAT **£339.85** Inc.VAT **£407.82**

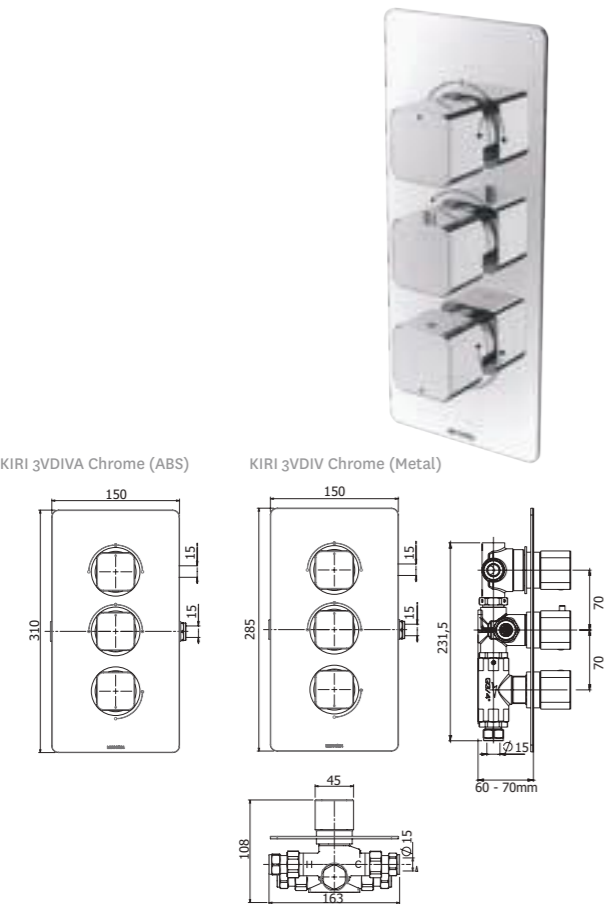
KIRI 2VDIVA Chrome (ABS plate)

Ex.VAT **£293.91** Inc.VAT **£352.69**

Methven Showers

KIRI

KIRI CONCEALED MIXER VALVE (3 OUTLETS)



- VALVE:** Thermostatic

OPERATION: Separate flow and temperature controls

INLET CONNECTIONS: 15mm Compression

WORKING PRESSURE: 1.0 - 5.0 bar
- Diverter cartridge to two outlets and separate stopcock for bathfill
 - 38°C temperature hot stop with override facility
 - Available with brass or ABS concealing plate
 - Concealed shower spindle extension available see page 162

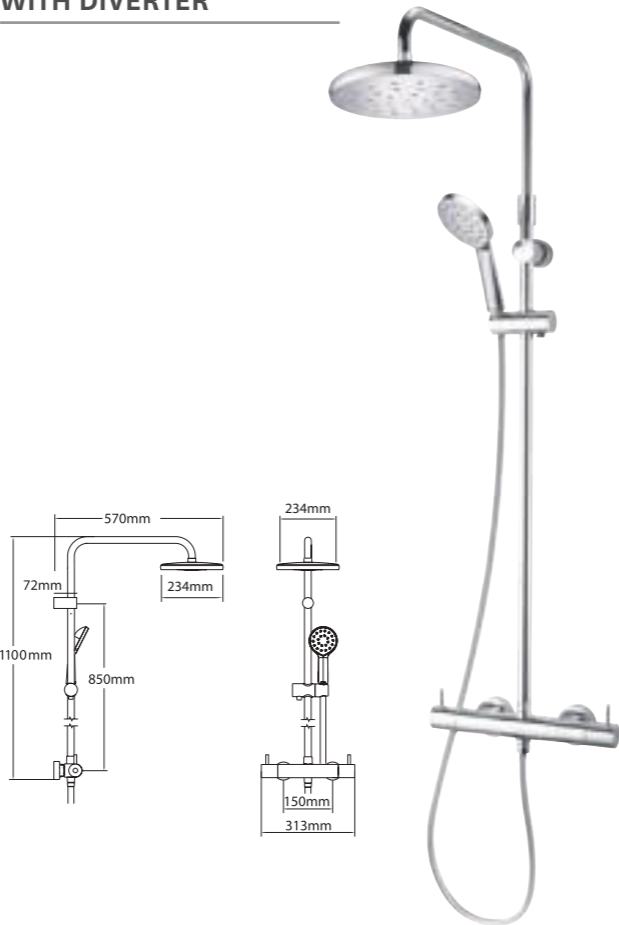


KIRI 3VDIV Chrome (Metal) Ex.VAT £437.24 Inc.VAT £524.69

KIRI 3VDIVA Chrome (ABS plate) Ex.VAT £391.30 Inc.VAT £469.56

Satinjet®

KIRI MK2 COOL TO TOUCH BAR SHOWER WITH DIVERTER



- VALVE:** Thermostatic

OPERATION: Separate flow and temperature controls

INLET CONNECTIONS: 15mm Compression

WORKING PRESSURE: 1.0 - 5.0 bar
- Safe cool to touch body
 - 38°C temperature hot stop with override facility
 - Integral diverter to Satinjet fixed head and handset
 - Smooth easy clean 1.5m hose
 - Riser height can be adjusted to suit your bathroom



KRCTADEF Chrome Ex.VAT £433.33 Inc.VAT £520.00

Methven Showers

KIRI

METHVEN

Satinjet®

KIRI COOL TO TOUCH BAR SHOWER WITH DIVERTER



- VALVE:** Thermostatic

OPERATION: Separate flow and temperature controls

INLET CONNECTIONS: 15mm Compression

WORKING PRESSURE: 1.5 - 5.0 bar
- Safe cool to touch body
 - 38°C hot stop with override facility
 - Satinjet Fixed head and handset both supplied with 9l/min flow regulator
 - Includes easy fit connections
 - Smooth easy clean 1.5m hose



KCTSDEF Chrome & Graphite Ex.VAT £388.54 Inc.VAT £466.25

Satinjet®

KIRI MK2 COOL TO TOUCH BAR SHOWER WITH EASY FIT SHOWER KIT



- VALVE:** Thermostatic

OPERATION: Separate flow and temperature controls

INLET CONNECTIONS: 15mm Compression

WORKING PRESSURE: 0.35 - 5.0 bar
- Safe cool to touch body
 - 38°C temperature hot stop with override facility
 - Easy to fit shower rail - simply twist and lock brackets into place
 - Includes Kiri MK2 Satinjet handset
 - Smooth easy clean 1.5m hose




KRCTSEFCP Chrome Ex.VAT £210.00 Inc.VAT £252.00

Methven Showers

KIRI

Satinjet®

KIRI COOL TO TOUCH BAR SHOWER



- VALVE:**
Thermostatic

OPERATION:
Separate flow and temperature controls

INLET CONNECTIONS:
15mm Compression


WORKING PRESSURE:
0.5 - 5.0 bar
- Safe cool to touch body
 - 38°C hot stop with override facility
 - Eco flow control with override facility
 - Includes easy fit connections
 - Easy to use handset slider
 - Includes Kiri Satinjet handset
 - Smooth easy clean 1.5 metre hose
 - Supplied with 9l/min flow regulator



KCTS Chrome & Graphite Ex.VAT £193.78 Inc.VAT £232.54

Satinjet®

KIRI SEQUENTIAL VALVE & KIT



- VALVE:**
Thermostatic

OPERATION:
Sequential Control

INLET CONNECTIONS:
15mm Compression

WORKING PRESSURE:
0.35 - 5.0 bar
- Riser rail features adjustable brackets - ideal for retrofit
 - Smooth easy clean 1.5m hose
 - Includes Kiri Satinjet handset
 - Supplied with 9l/min flow regulator



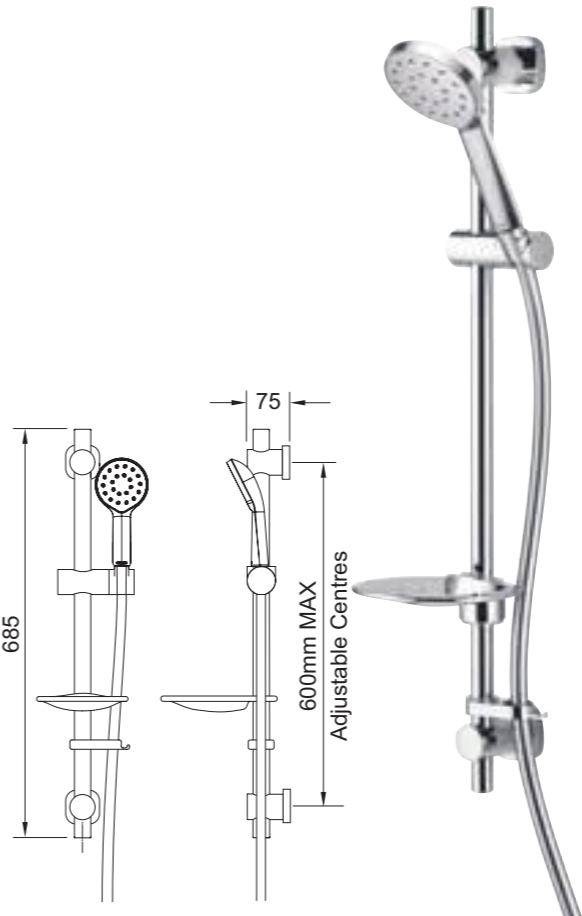
KISSMCP Chrome & Graphite Ex.VAT £223.00 Inc.VAT £267.60

Methven Showers

KIRI

Satinjet®

KIRI MK2 EASY FIT SHOWER KIT



- INLET CONNECTIONS:**
1/2" BSP

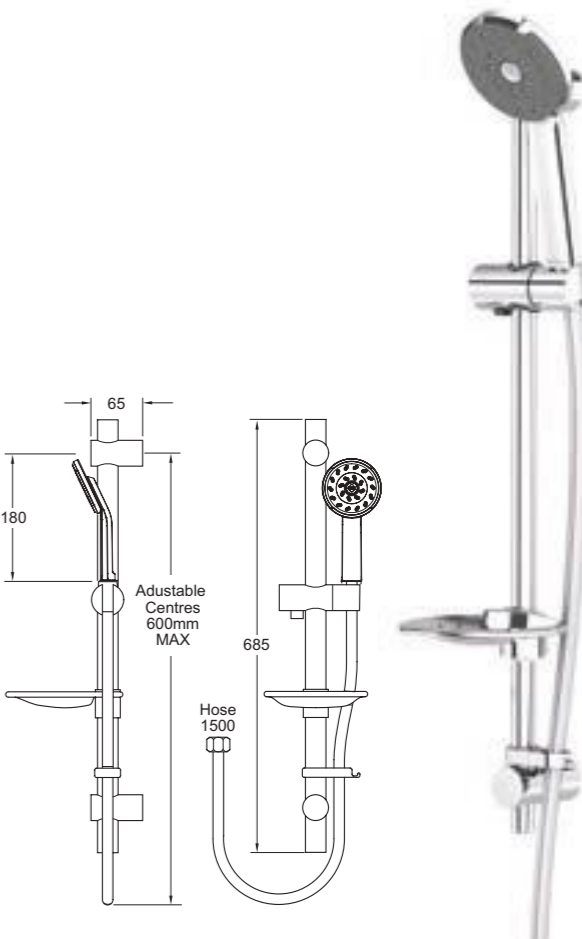
WORKING PRESSURE:
0.35 - 5.0 bar
- Easy to fit shower rail - simply twist and lock brackets into place
 - Smooth easy clean 1.5m hose
 - Includes Kiri MK2 Satinjet handset



EKIT09/KR Chrome Ex.VAT £95.83 Inc.VAT £115.00

Satinjet®

KIRI SHOWER KIT



- INLET CONNECTIONS:**
1/2" BSP

WORKING PRESSURE:
0.35 - 5.0 bar
- Riser rail features adjustable brackets - ideal for retrofit
 - Smooth easy clean 1.5m hose
 - Supplied with 9l/min flow regulator
 - Option with 1 metre rail, K1MSK
 - Includes Kiri Satinjet handset



KK1 Chrome & Graphite Ex.VAT £57.46 Inc.VAT £68.95

K1MSK Chrome Ex.VAT £81.12 Inc.VAT £97.34

Methven Showers

KIRI

Satinjet® KIRI EASY FIT SHOWER KIT



INLET CONNECTIONS:
1/2" BSP
WORKING PRESSURE:
0.35 - 5.0 bar

- Easy to fit shower rail - simply twist and lock brackets into place
- Smooth easy clean 1.5m hose
- Includes Kiri Satinjet handset



EKIT05/K Chrome Ex.VAT £93.60 Inc.VAT £112.32

EASY FIT SHOWER RAIL

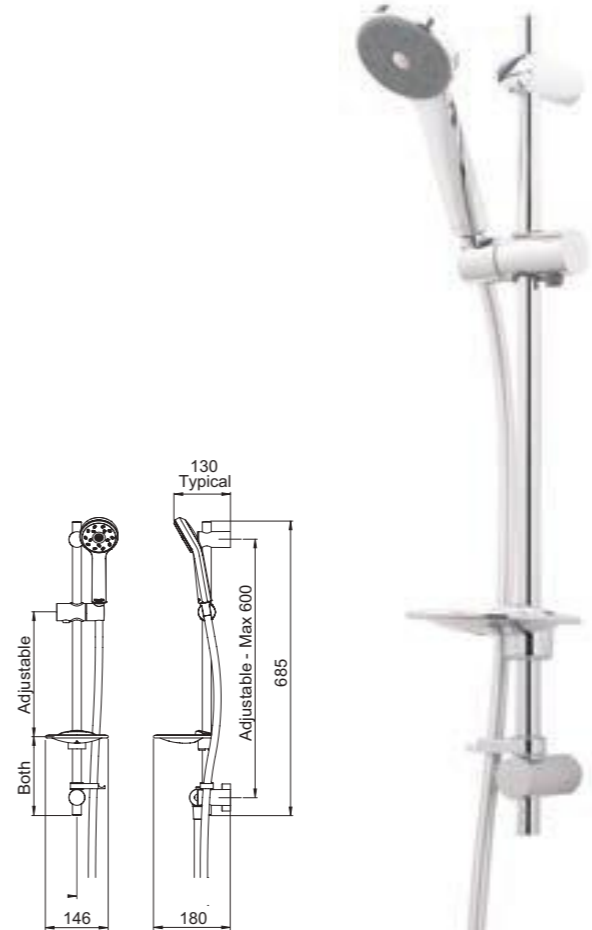
INSTALLATION GUIDE
IDEAL FOR RETRO-FIT – USE YOUR
EXISTING SHOWER RAIL HOLES



Methven Showers

MAKU

Satinjet® MAKU SHOWER KIT



INLET CONNECTIONS:
1/2" BSP
WORKING PRESSURE:
0.35 - 5.0 bar

- Suitable for all showers
- Ideal for electric showers
- Riser rail features adjustable brackets - ideal for retrofit
- Smooth easy clean 1.5m hose
- Supplied with 9l/min flow regulator



MK1 Chrome & Graphite Ex.VAT £52.58 Inc.VAT £63.10



METHVEN

Satinjet® MAKU EASY FIT SHOWER KIT



INLET CONNECTIONS:
1/2" BSP
WORKING PRESSURE:
0.35 - 5.0 bar

- Suitable for all showers
- Ideal for electric showers
- Easy to fit shower rail - simply twist and lock brackets into place
- Smooth easy clean 1.5m hose
- Includes Maku Satinjet handset
- Supplied with 9l/min flow regulator



EKIT04/M Chrome & Graphite Ex.VAT £90.48 Inc.VAT £108.58

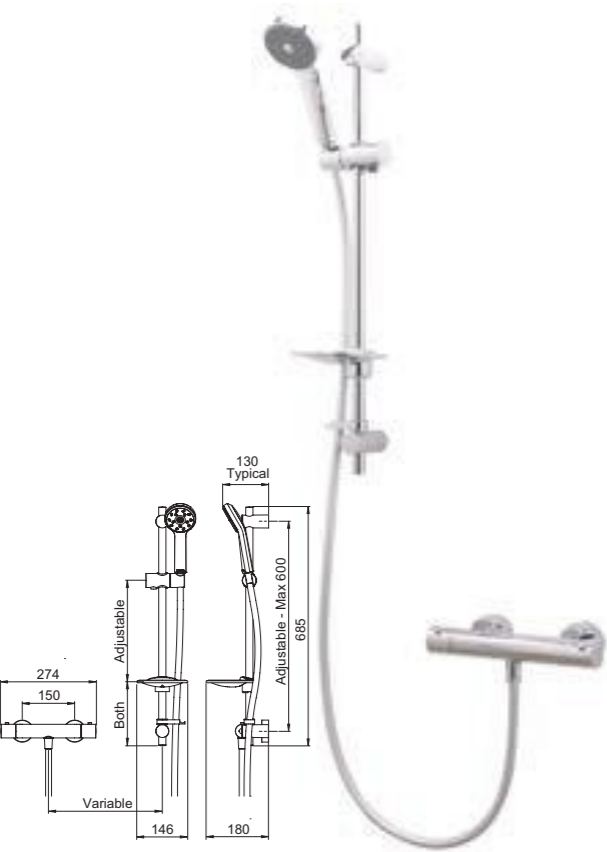


Methven Showers

MAKU & KEA

Satinjet®

MAKU COOL TO TOUCH BAR SHOWER



- VALVE:**
Thermostatic

OPERATION:
Separate flow and temperature controls

INLET CONNECTIONS:
15mm Compression

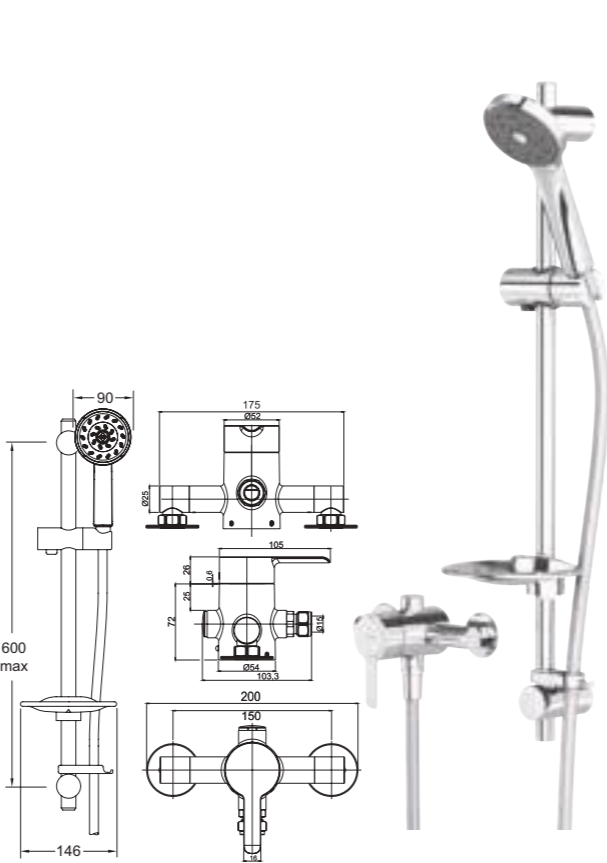
WORKING PRESSURE:
0.35 - 5.0 bar
- 38°C temperature hot stop with override facility
 - Safe cool to touch body
 - Eco flow control with override facility
 - Includes easy fit connections
 - Includes Maku Satinjet handset
 - Riser rail features adjustable brackets _ ideal for retrofit
 - Supplied with 9l/min flow regulator



MCTS Chrome & Graphite Ex.VAT £146.07 Inc.VAT £175.28

Satinjet®

KEA SEQUENTIAL VALVE & KIT



- VALVE:**
Thermostatic

OPERATION:
Sequential Control

INLET CONNECTIONS:
15mm Compression

WORKING PRESSURE:
0.35 - 5.0 bar
- Riser rail features adjustable brackets - ideal for retrofit
 - Smooth easy clean 1.5m hose
 - Includes Maku Satinjet handset
 - Supplied with 9l/min flow regulator



KESSMCP Chrome & Graphite Ex.VAT £213.26 Inc.VAT £255.91

Methven Showers

SOL

METHVEN

SOL BAR SHOWER



- VALVE:**
Thermostatic

OPERATION:
Separate flow and temperature controls

INLET CONNECTIONS:
15mm Compression

WORKING PRESSURE:
0.2 - 5.0 bar
- Ultimate thermostatic performance to TMV3 Buildcert standards
 - Includes easy fit connections



SOLBEF Chrome Ex.VAT £304.30 Inc.VAT £365.16

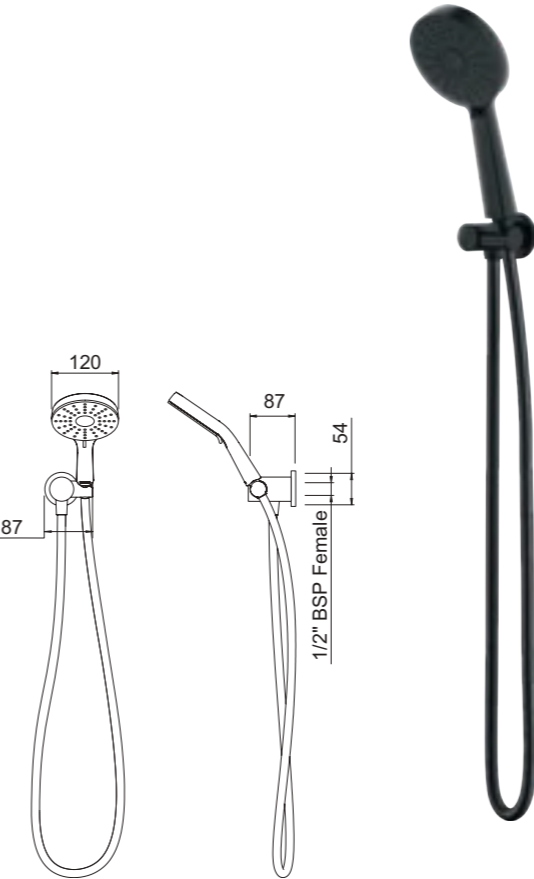
Methven Showers
BLACK



Methven Showers
BLACK

METHVEN

Airstream™
KROME HAND SHOWER

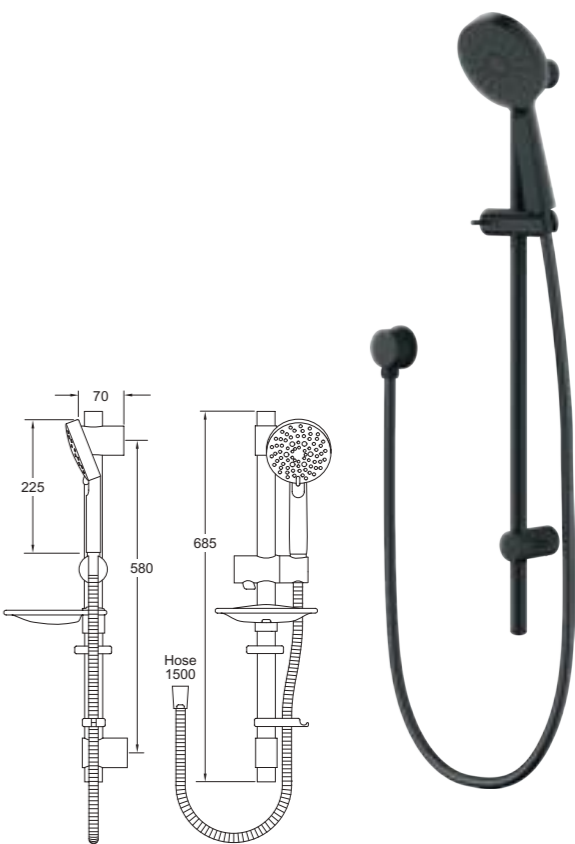


- INLET CONNECTIONS:**
1/2" BSP
- WORKING PRESSURE:**
0.5 - 5.0 bar
- Airstream technology mixes air with water to create a more voluminous spray
 - Easy click 3 function spray
 - Simple push button operation to change between Airstream full body, massage and combination spray



KHSBK Matte Black Ex.VAT £106.00 Inc.VAT £127.20

Airstream™
3 FUNCTION RAIL SHOWER



- WORKING PRESSURE:**
0.5 - 5.0 bar
- Airstream technology mixes air with water to create a more voluminous spray
 - Easy click 3 function spray
 - Simple push button operation to change between Airstream full body, massage and combination spray



KMKITBK Matte Black Ex.VAT £108.79 Inc.VAT £130.55

Methven Showers

BLACK

WALL MOUNTED SHOWER ARM AND HEAD



WORKING PRESSURE:
0.1 - 5.0 bar

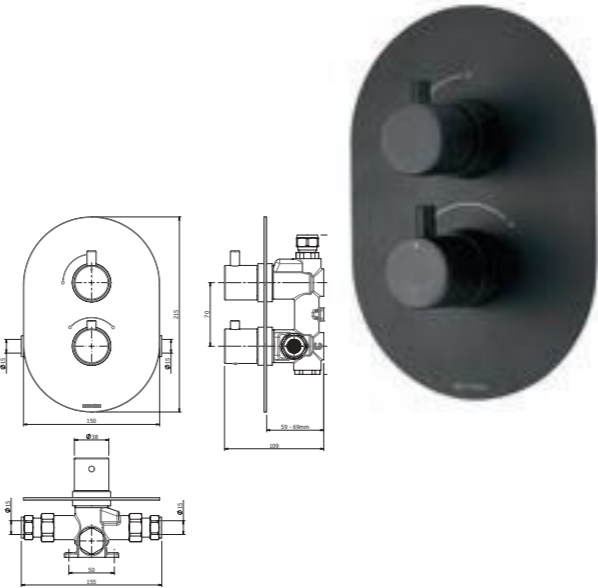
- Rub clean nozzles
- Brass, adjustable ball joint connection



KSABK Matte Black

Ex.VAT £94.17 Inc.VAT £113.00

KAHA CONCEALED MIXER VALVE (SINGLE OUTLET)



INLET CONNECTIONS:
15mm Compression
WORKING PRESSURE:
0.2 - 5.0 bar

- 38°C temperature hot stop with override facility
- Concealed shower spindle extension available see page 162



| | | | |
|-------------|-------|----|---|
| water label | L/Min | 14 | ✓ |
| | L/Min | 34 | ✗ |

KAHA 1VBK Matte Black

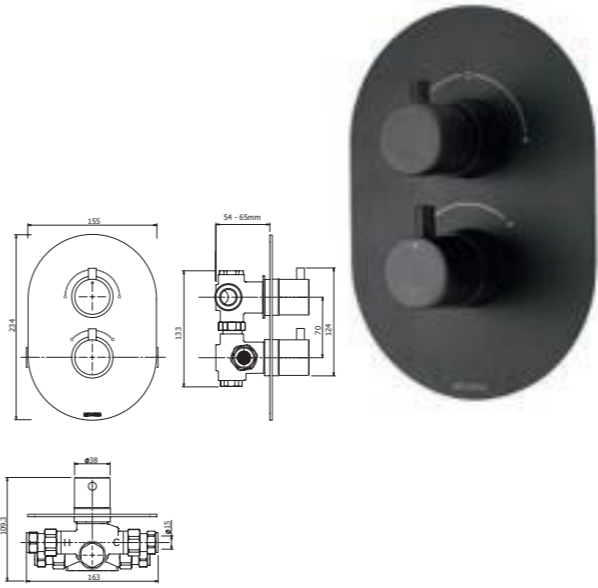
Ex.VAT £364.49 Inc.VAT £437.39

Methven Showers

BLACK

METHVEN

KAHA CONCEALED MIXER VALVE (2 OUTLETS)



INLET CONNECTIONS:
15mm Compression
WORKING PRESSURE:
0.5 - 5.0 bar

- Diverter cartridge to two outlets
- 38°C temperature hot stop with override facility
- Concealed shower spindle extension available see page 162

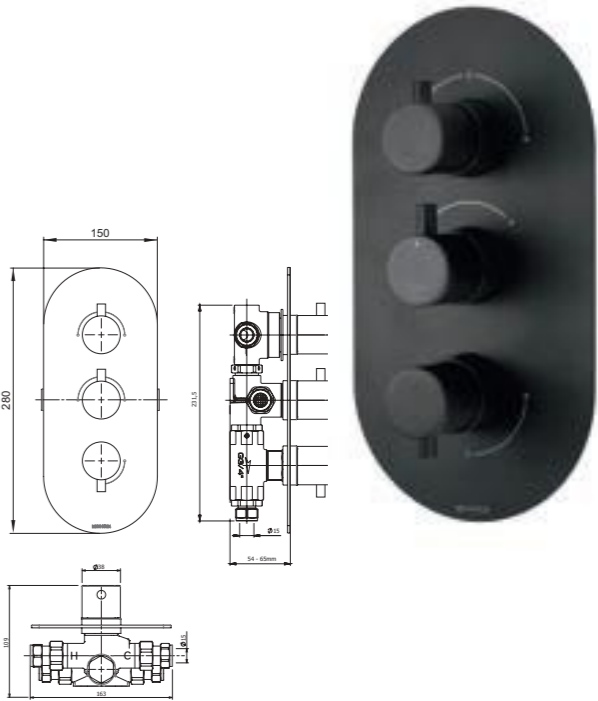


| | | | |
|-------------|-------|------|---|
| water label | L/Min | 14 | ✓ |
| | L/Min | 30.5 | ✗ |

KAHA 2VDIVBK Matte Black

Ex.VAT £425.43 Inc.VAT £510.52

KAHA CONCEALED MIXER VALVE (3 OUTLETS)



INLET CONNECTIONS:
15mm Compression
WORKING PRESSURE:
1.0 - 5.0 bar

- Diverter cartridge to two outlets and separate stopcock for bathfill
- 38°C temperature hot stop with override facility
- Concealed shower spindle extension available see page 162



| | | | |
|-------------|-------|----|---|
| water label | L/Min | 20 | ✓ |
| | L/Min | 32 | ✗ |

KAHA 3VDIVBK Matte Black

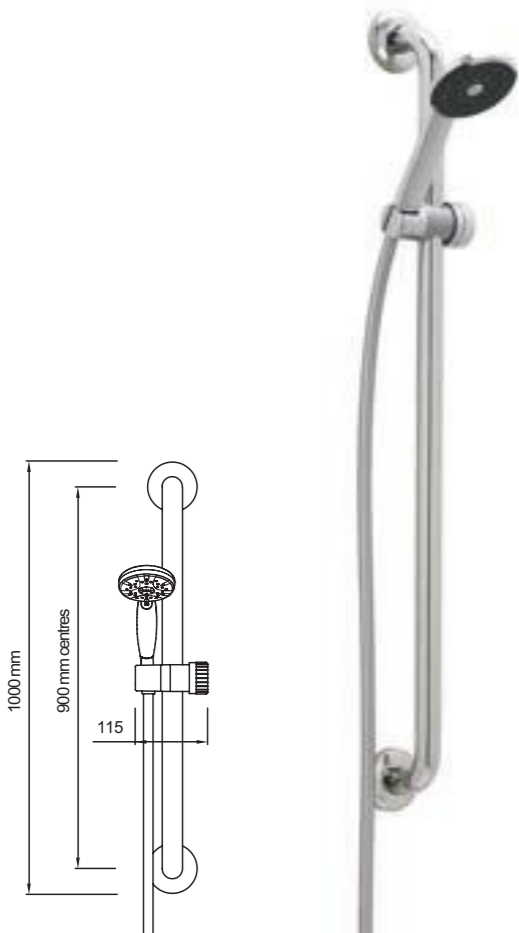
Ex.VAT £530.00 Inc.VAT £636.00

Methven Showers

SHOWER KITS

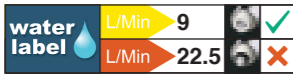
Satinjet®

SATINJET RAIL SYSTEM



INLET CONNECTIONS:
½" BSP
WORKING PRESSURE:
0.35 - 5.0 bar

- Includes Kiri Satinjet handset
- 2m easy clean smooth hose
- Supplied with 9l/min flow regulator
- Can be used as a grab bar



PHK1 Chrome & Graphite

Ex.VAT £115.89 Inc.VAT £139.07

Airstream™

3 MODE EASY FIT SHOWER KIT



INLET CONNECTIONS:
½" BSP
WORKING PRESSURE:
0.5 - 5.0 bar

- Riser rail features easy fit adjustable brackets - ideal for retrofit
- Lever operation on slider adjustment
- Airstream technology mixes air with water to create a more voluminous spray
- Easy click 3 function spray
- Simple push button operation to change between Airstream full body, massage and combination spray



EKIT01/A Chrome & White

Ex.VAT £85.30 Inc.VAT £102.36

Methven Showers

SHOWER KITS

METHVEN

Airstream™

3 MODE EASY FIT SHOWER KIT



INLET CONNECTIONS:
½" BSP
WORKING PRESSURE:
0.5 - 5.0 bar

- Riser rail features easy fit adjustable brackets - ideal for retrofit
- Button operation on slider adjustment
- Airstream technology mixes air with water to create a more voluminous spray
- Easy click 3 function spray
- Simple push button operation to change between Airstream full body, massage and combination spray



EKIT03/A Chrome

Ex.VAT £76.11 Inc.VAT £91.33

METHVEN

Airstream™

Welcome to softer, lighter, more voluminous showering.



Welcome to Airstream from Methven. A refreshing combination of air and water that delivers a gentle, rain-like feel to your showering.

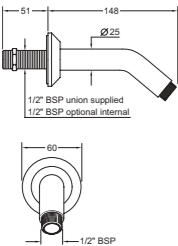
EASY FIT SHOWER RAIL INSTALLATION GUIDE
IDEAL FOR RETRO-FIT - USE YOUR EXISTING SHOWER RAIL HOLES



Methven Showers

ARMS & ACCESSORIES

WALL-MOUNTED SHOWER ARM



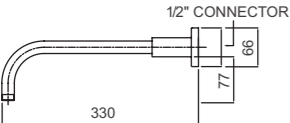
INLET CONNECTIONS:
1/2" BSP

- Brass construction
- Comes complete with 1/2" BSP connection

SAW148 Chrome

Ex.VAT **£29.21** Inc.VAT **£35.05**

OVER HEAD WALL SHOWER ARM



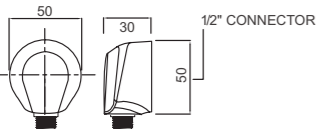
INLET CONNECTIONS:
1/2" BSP

- Brass construction
- Comes complete with 1/2" BSP connection

SAW320 Chrome

Ex.VAT **£29.21** Inc.VAT **£35.05**

ROUND WALL UNION



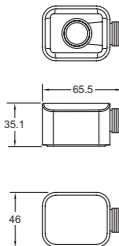
INLET CONNECTIONS:
1/2" BSP

- Brass construction
- Comes complete with 1/2" BSP connection

WUR Chrome

Ex.VAT **£53.55** Inc.VAT **£64.26**

SQUARE WALL UNION



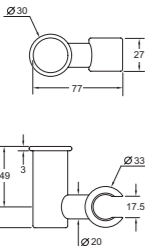
INLET CONNECTIONS:
1/2" BSP

- Brass construction
- Comes complete with 1/2" BSP connection

METHSQELB Chrome

Ex.VAT **£53.55** Inc.VAT **£64.26**

ROUND PARKING BRACKET



RPB Chrome

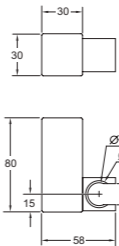
Ex.VAT **£48.69** Inc.VAT **£58.43**

Methven Showers

ARMS & ACCESSORIES

METHVEN

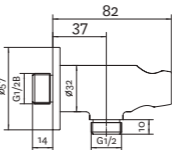
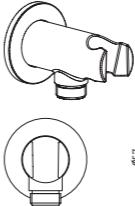
SQUARE PARKING BRACKET



SPB Chrome

Ex.VAT **£48.69** Inc.VAT **£58.43**

WALL ELBOW PARKING BRACKET



NEW

INLET CONNECTIONS:
1/2" BSP

- Brass construction


WEPB Chrome

Ex.VAT **£52.00** Inc.VAT **£62.40**

WEPBH Chrome (with smooth hose)

Ex.VAT **£67.60** Inc.VAT **£81.12**

SMOOTH SHOWER HOSE



INLET CONNECTIONS:
1/2" BSP

- Smooth easy clean hose available as 1.5 or 2 metre

NEW

HOS1.5PVS07 Chrome 1.5 metre

Ex.VAT **£26.38** Inc.VAT **£31.66**

HOSE2.0 Chrome 2 metre

Ex.VAT **£30.68** Inc.VAT **£36.82**

Methven Taps

CHOOSE YOUR STYLE

BATHROOM



SURFACE
PAGE 54



AIO
PAGE 55



KAHA
PAGE 56



KIRI
PAGE 57



KEA
PAGE 60



BREEZE
PAGE 62



CARI
PAGE 64



AMIO
PAGE 65



KITCHEN



GASTON
PAGE 68



KAHA
PAGE 68



URBAN
PAGE 68



METRO
PAGE 68



GLIDE
PAGE 69



Methven Taps

SURFACE

SURFACE BASIN MIXER



INLET CONNECTIONS:
1/2" BSP

WORKING PRESSURE:
1.5 - 5.0 bar

- Made with lead free Eco Brass to preserve water quality
- Ceramic cartridge for smooth operation
- Cushion close
- Slim stream aerator with directional swivel
- Twin stud clamp kit



SFBCP Chrome Ex.VAT **£235.00** Inc.VAT **£282.00**

SURFACE MINI BASIN MIXER



INLET CONNECTIONS:
1/2" BSP

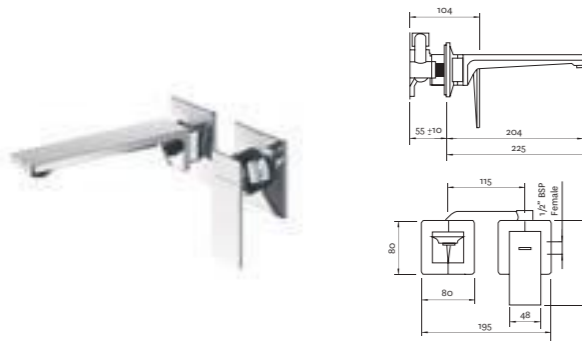
WORKING PRESSURE:
1.5 - 5.0 bar

- Made with lead free Eco Brass to preserve water quality
- Ceramic cartridge for smooth operation
- Cushion close
- Slim stream aerator with directional swivel
- Twin stud clamp kit



SFBMCP Chrome Ex.VAT **£200.00** Inc.VAT **£240.00**

SURFACE WALL MOUNTED MIXER AND SPOUT



INLET CONNECTIONS:
3/4" BSP

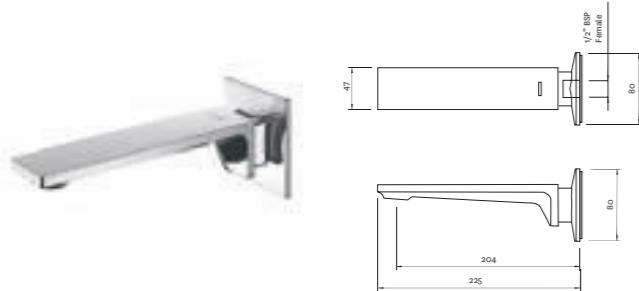
WORKING PRESSURE:
1.5 - 5.0 bar

- Made with lead free Eco Brass to preserve water quality
- Ceramic cartridge for smooth operation
- 200mm spout for a wide range of basin specifications
- Slim stream aerator with directional swivel
- Push fit connector for spout



SFWBCP Chrome Ex.VAT **£325.00** Inc.VAT **£390.00**

SURFACE WALL MOUNTED BATH SPOUT



INLET CONNECTIONS:
3/4" BSP

WORKING PRESSURE:
1.5 - 5.0 bar

- Made with lead free Eco Brass to preserve water quality
- Quick fit connector
- 200mm spout for a wide range of bath specifications



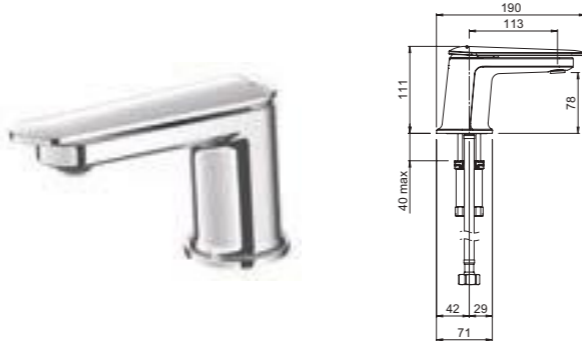
SFSPWBTCP Chrome Ex.VAT **£99.00** Inc.VAT **£118.80**

Methven Taps

AIO

METHVEN

AIO BASIN MIXER



INLET CONNECTIONS:
1/2" BSP

WORKING PRESSURE:
0.35 - 5.0 bar

- Made with lead free Eco Brass to preserve water quality
- Ceramic cartridge for smooth operation
- Cushion close
- Slim stream aerator with directional swivel
- Twin stud clamp kit



water label L/Min **7.9**

AOBCPUK Chrome Ex.VAT **£180.16** Inc.VAT **£216.19**

AIO MINI BASIN MIXER



INLET CONNECTIONS:
1/2" BSP

WORKING PRESSURE:
0.35 - 5.0 bar

- Made with lead free Eco Brass to preserve water quality
- Ceramic cartridge for smooth operation
- Cushion close
- Slim stream aerator with directional swivel
- Twin stud clamp kit



water label L/Min **6.6**

AOBMCPUK Chrome Ex.VAT **£155.80** Inc.VAT **£186.96**

AIO BATH FILLER



INLET CONNECTIONS:
3/4" BSP

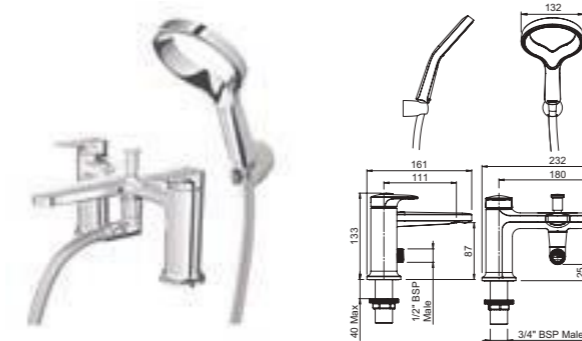
WORKING PRESSURE:
0.35 - 5.0 bar

- Made with lead free Eco Brass to preserve water quality
- 110mm spout - suits a wide range of bath specifications



AOBFPUK Chrome Ex.VAT **£243.44** Inc.VAT **£292.13**

AIO BATH SHOWER MIXER



INLET CONNECTIONS:
3/4" BSP

WORKING PRESSURE:
1.0 - 5.0 bar

- Includes Aurajet Aio handset
- Lead free Eco Brass®
- Limescale resistant handset
- 110mm spout - suits a wide range of bath specifications
- Water efficient without compromising showering performance



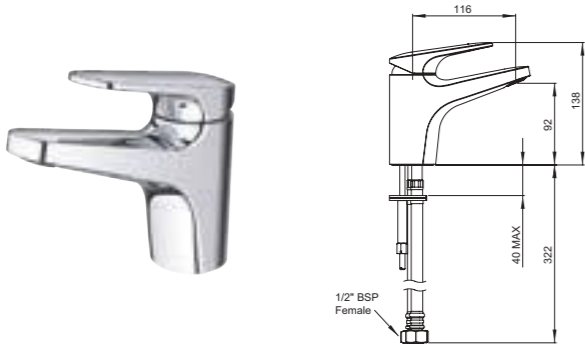
water label L/Min **9**

AOBSMCPUK Chrome Ex.VAT **£291.17** Inc.VAT **£349.40**

Methven Taps

KAHA

KAHA BASIN MIXER WITH SWIVEL BASE



INLET CONNECTIONS:
1/2" BSP

WORKING PRESSURE:
0.35 - 5.0 bar

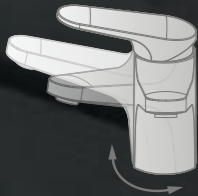
- Ceramic cartridge for smooth operation
- Swivel spout
- Slim stream aerator with directional swivel
- Optional base trim ring on spout



KAHA 113 Chrome

water label L/Min 7

Ex.VAT £170.40 Inc.VAT £204.48



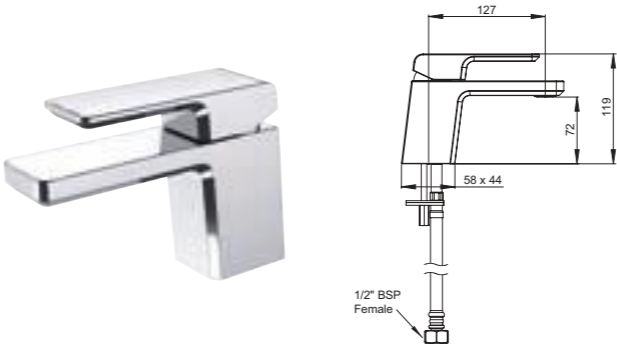
Swivel base ideal for smaller basins

Methven Taps

KIRI

METHVEN

KIRI BASIN MIXER



INLET CONNECTIONS:
1/2" BSP

WORKING PRESSURE:
0.35 - 5.0 bar

- Ceramic cartridge for smooth operation
- Slim stream aerator with directional swivel

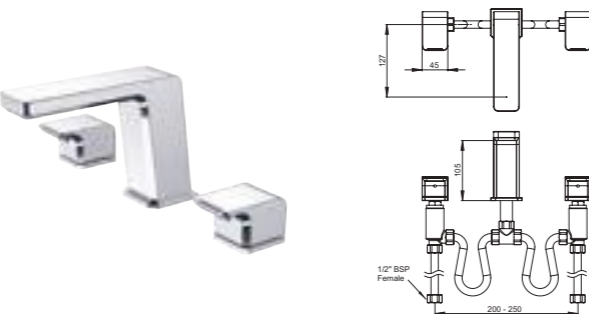


KIRI 113 Chrome

water label L/Min 7

Ex.VAT £170.40 Inc.VAT £204.48

KIRI 3 HOLE DECK MOUNTED BASIN MIXER



INLET CONNECTIONS:
1/2" BSP

WORKING PRESSURE:
0.35 - 5.0 bar

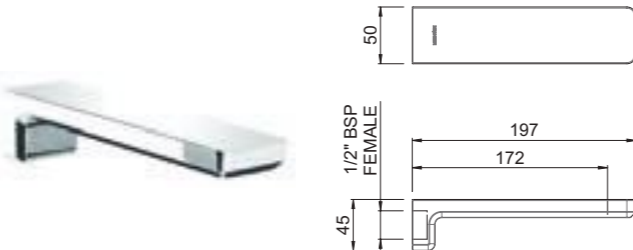
- Slim stream aerator with directional swivel



KIRI 111 Chrome

Ex.VAT £219.11 Inc.VAT £262.93

KIRI BATH WALL SPOUT



INLET CONNECTIONS:
1/2" BSP

WORKING PRESSURE:
0.35 - 5.0 bar

- Slim stream aerator with directional swivel
- Comes complete with 15mm (1/2" BSP) threaded connection
- Ideal for use with Kiri Concealed Valves



KISP172CPUK Chrome

Ex.VAT £106.14 Inc.VAT £127.37

Satinjet®

KIRI LEVER THERMOSTATIC PILLAR MOUNTED BATH SHOWER MIXER



VALVE:
Thermostatic

OPERATION:
Separate flow and temperature controls

INLET CONNECTIONS:
3/4" BSP

WORKING PRESSURE:
1.0 - 5.0 bar

- TMV2 approved valve
- Thermostatic valve with 38°C temperature stop (with override)
- Complete with Kiri Satinjet handset & wall bracket
- Supplied with 9l/min flow regulator



KLTV106 Chrome

water label L/Min 9 L/Min 22.5

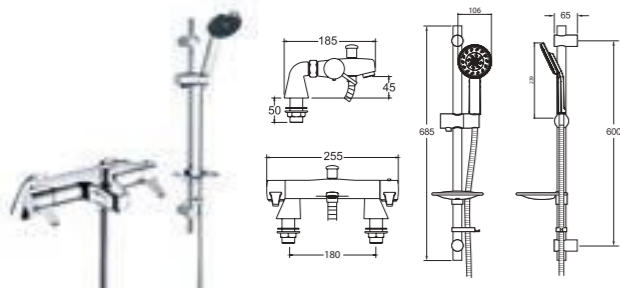
Ex.VAT £308.67 Inc.VAT £370.40

Methven Taps

KIRI

Satinjet®

KIRI LEVER THERMOSTATIC PILLAR MOUNTED BATH SHOWER MIXER



VALVE:
Thermostatic

OPERATION:
Separate flow and temperature controls

INLET CONNECTIONS:
¾" BSP

WORKING PRESSURE:
1.0 - 5.0 bar

- TMV2 approved valve
- Thermostatic valve with 38°C temperature stop (with override)
- Complete with Kiri Satinjet handset, rail & 2 metre hose
- Supplied with 9l/min flow regulator

L/Min 9

L/Min 22.5

KLTV106/2BK Chrome

Ex.VAT £359.38 Inc.VAT £431.26

Satinjet®

KIRI THERMOSTATIC PILLAR MOUNTED BATH SHOWER MIXER



VALVE:
Thermostatic

OPERATION:
Separate flow and temperature controls

INLET CONNECTIONS:
¾" BSP

WORKING PRESSURE:
1.0 - 5.0 bar

- TMV2 approved valve
- Thermostatic valve with 38°C temperature stop (with override)
- Complete with Kiri Satinjet handset & wall bracket
- Supplied with 9l/min flow regulator

L/Min 9

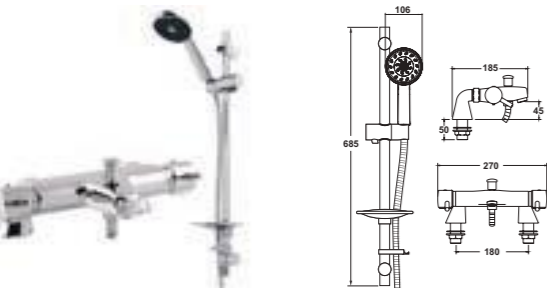
L/Min 22.5

TLV106 Chrome

Ex.VAT £296.32 Inc.VAT £355.58

Satinjet®

KIRI THERMOSTATIC PILLAR MOUNTED BATH SHOWER MIXER



VALVE:
Thermostatic

OPERATION:
Separate flow and temperature controls

INLET CONNECTIONS:
¾" BSP

WORKING PRESSURE:
1.0 - 5.0 bar

- TMV2 approved valve
- Thermostatic valve with 38°C temperature stop (with override)
- Complete with Kiri Satinjet handset, rail & 2 metre hose
- Supplied with 9l/min flow regulator

L/Min 9

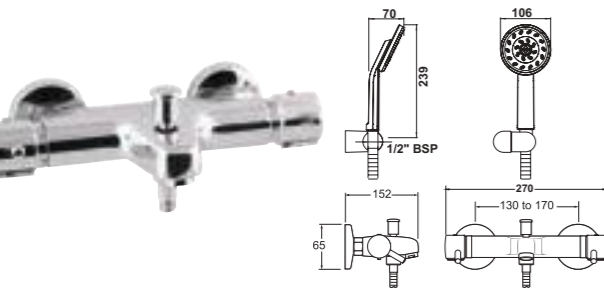
L/Min 22.5

SHTLV106/2BK Chrome

Ex.VAT £349.60 Inc.VAT £419.52

Satinjet®

KIRI THERMOSTATIC WALL MOUNTED BATH SHOWER MIXER



VALVE:
Thermostatic

OPERATION:
Separate flow and temperature controls

INLET CONNECTIONS:
¾" BSP

WORKING PRESSURE:
1.0 - 5.0 bar

- TMV2 approved valve
- Thermostatic valve with 38°C temperature stop (with override)
- Complete with Kiri Satinjet handset & wall bracket
- Supplied with 9l/min flow regulator

L/Min 9

L/Min 22.5

TLV106WM Chrome

Ex.VAT £296.32 Inc.VAT £355.58

Methven Taps

KIRI

METHVEN

METHVEN

Satinjet®

Kiri Lever Thermostatic Pillar Mounted Bath Shower Mixer

KLTV106/2BK

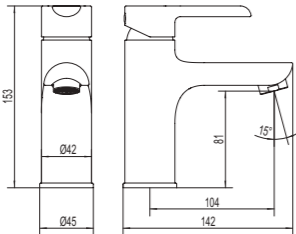
- Easy to use lever handle
- Thermostatic valve with 38°C temperature hot stop (with override)
- Complete with Kiri Satinjet® handset, rail & 2 metre hose
- Metal back nuts
- ½ turn CD valves
- Supplied with 9l/min flow regulator
- Working pressure 1.0 – 5.0 bar
- KLTV106 version – complete with handset & wall bracket



Methven Taps

KEA

KEA MONO BASIN MIXER



INLET CONNECTIONS:
1/2" BSP

WORKING PRESSURE:
0.2 - 5.0 bar

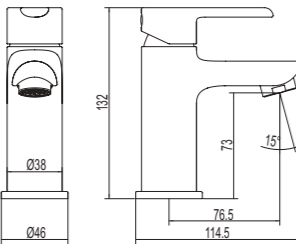
- Ceramic cartridge for smooth operation
- Slim stream aerator with directional swivel
- Includes 7l/min flow regulator fitted
- Includes clicker waste
- Available with pop-up waste



KEBCPUK Chrome Ex.VAT **£106.14** Inc.VAT **£127.37**

KEBPUWCPUK Chrome with pop-up waste Ex.VAT **£110.24** Inc.VAT **£132.29**

KEA MINI BASIN MIXER



INLET CONNECTIONS:
1/2" BSP

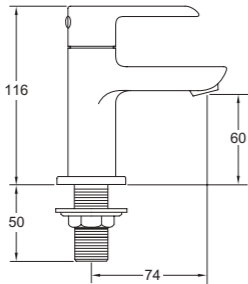
WORKING PRESSURE:
0.5 - 5.0 bar

- Ceramic cartridge for smooth operation
- Slim stream aerator with directional swivel



KEBMCPUK Chrome Ex.VAT **£96.41** Inc.VAT **£115.69**

KEA BASIN PILLAR TAPS



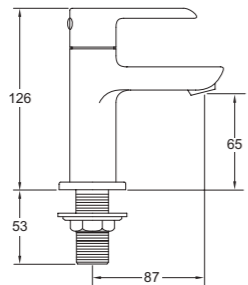
INLET CONNECTIONS:
1/2" BSP

WORKING PRESSURE:
0.1 - 5.0 bar



KETBCPUK Chrome Ex.VAT **£96.41** Inc.VAT **£115.69**

KEA BATH PILLAR TAPS



INLET CONNECTIONS:
3/4" BSP

WORKING PRESSURE:
0.3 - 5.0 bar



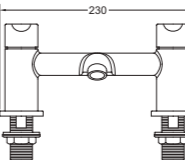
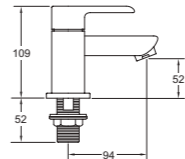
KETBTCPUK Chrome Ex.VAT **£106.14** Inc.VAT **£127.37**

Methven Taps

KEA

METHVEN

KEA BATH FILLER



INLET CONNECTIONS:
3/4" BSP

WORKING PRESSURE:
0.3 - 5.0 bar

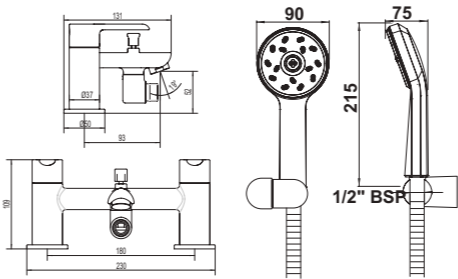
- 1/4 turn ceramic disc handles ensure a smooth operation



KEBFCPUK Chrome Ex.VAT **£154.84** Inc.VAT **£185.81**

Satinjet®

KEA BATH SHOWER MIXER



INLET CONNECTIONS:
3/4" BSP

WORKING PRESSURE:
0.5 - 5.0 bar

- Includes Maku Satinjet handset, 1.5m hose & wall bracket
- Supplied with 9l/min flow regulator
- 1/4 turn ceramic disc handles ensure a smooth operation

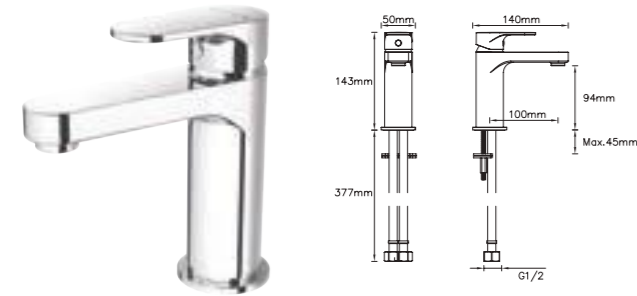


KEBSMCPUK Chrome Ex.VAT **£184.05** Inc.VAT **£220.86**

Methven Taps

BREEZE

BREEZE BASIN MIXER



INLET CONNECTIONS:
1/2" BSP

WORKING PRESSURE:
0.5 - 5.0 bar

- Ceramic cartridge for smooth operation
- Includes clicker waste
- Twin stud clamp kit

BRBCPUK Chrome

Ex.VAT **£125.62** Inc.VAT **£150.74**

BREEZE BASIN MIXER

INLET CONNECTIONS:
1/2" BSP

WORKING PRESSURE:
0.5 - 5.0 bar

- Ceramic cartridge for smooth operation
- Includes clicker waste
- Twin stud clamp kit

BRBBKUK Matte Black

Ex.VAT **£162.95** Inc.VAT **£195.54**

BRWBK Matte Black with press top waste

Ex.VAT **£193.90** Inc.VAT **£232.68**

BREEZE WALL MOUNTED BASIN MIXER

INLET CONNECTIONS:
1/2" BSP

WORKING PRESSURE:
1.5 - 5.0 bar

- Ceramic cartridge for smooth operation
- Sealed faceplate
- Slim stream aerator with directional swivel
- Solid easy to grip handle

BRWMBBUK Matte Black

Ex.VAT **£220.00** Inc.VAT **£264.00**

BREEZE BATH FILLER

INLET CONNECTIONS:
3/4" BSP

WORKING PRESSURE:
0.3 - 5.0 bar

- Ceramic cartridge for smooth operation
- Includes clicker waste
- Twin stud clamp kit

BRBFPUK Chrome

Ex.VAT **£184.05** Inc.VAT **£220.86**

Methven Taps

BREEZE

METHVEN

Satinjet® BREEZE BATH SHOWER MIXER

INLET CONNECTIONS:
3/4" BSP

WORKING PRESSURE:
0.5 - 5.0 bar

- Includes Maku Satinjet handset, 1.5m hose & wall bracket

BRBSMCPUK Chrome

Ex.VAT **£213.26** Inc.VAT **£255.91**

62

NEXT DAY DELIVERY ON ORDERS RECEIVED BEFORE 4PM*
*3pm on Fridays, all prices subject to VAT at current prevailing rate

methven.com

FREEPHONE 0800 195 1602 | FAX ORDERS 01942 680 190 | EMAIL sales@uk.methven.com

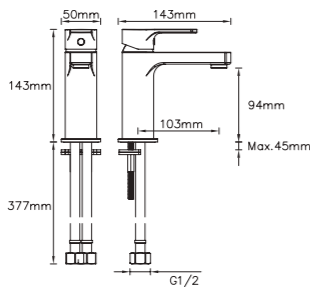
63

METHVEN Tapware

Methven Taps

CARI

CARI BASIN MIXER



INLET CONNECTIONS:
1/2" BSP

WORKING PRESSURE:
0.5 - 5.0 bar

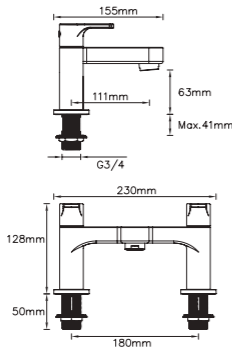
- Ceramic cartridge for smooth operation
- Includes clicker waste
- Twin stud clamp kit



water label L/Min **15.5**

CABCPUK Chrome Ex.VAT **£125.62** Inc.VAT **£150.74**

CARI BATH FILLER



INLET CONNECTIONS:
3/4" BSP

WORKING PRESSURE:
0.3 - 5.0 bar

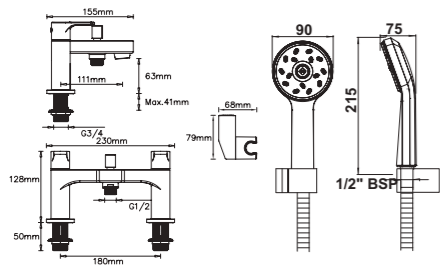
- 1/4 turn ceramic disc handles ensure a smooth operation



CABFCPUK Chrome Ex.VAT **£184.05** Inc.VAT **£220.86**

Satinjet®

CARI BATH SHOWER MIXER



INLET CONNECTIONS:
3/4" BSP

WORKING PRESSURE:
0.5 - 5.0 bar

- Includes Maku Satinjet handset, 1.5m easy clean hose & wall bracket
- 1/4 turn ceramic disc handles ensure a smooth operation



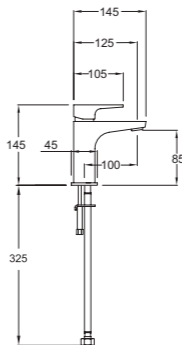
CABSMCPUK Chrome Ex.VAT **£213.26** Inc.VAT **£255.91**

Methven Taps

AMIO

METHVEN

AMIO BASIN MIXER



INLET CONNECTIONS:
1/2" BSP

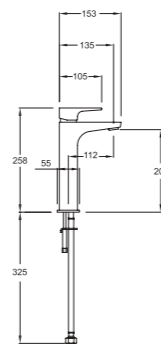
WORKING PRESSURE:
0.3 - 5.0 bar

- Ceramic cartridge for smooth operation



AMBPCUK Chrome Ex.VAT **£87.50** Inc.VAT **£105.00**

AMIO TALL BASIN MIXER



INLET CONNECTIONS:
1/2" BSP

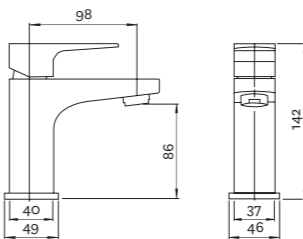
WORKING PRESSURE:
0.3 - 5.0 bar

- Ceramic cartridge for smooth operation



AMTBPCUK Chrome Ex.VAT **£125.00** Inc.VAT **£150.00**

AMIO MINI BASIN MIXER



INLET CONNECTIONS:
1/2" BSP

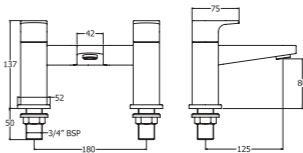
WORKING PRESSURE:
0.3 - 5.0 bar

- Ceramic cartridge for smooth operation



AMBMCPUK Chrome Ex.VAT **£70.00** Inc.VAT **£84.00**

AMIO DECK MOUNTED BATH FILLER



INLET CONNECTIONS:
3/4" BSP

WORKING PRESSURE:
0.5 - 5.0 bar

- 1/4 turn ceramic disc handles ensure a smooth operation



AMBFCPUK Chrome Ex.VAT **£133.33** Inc.VAT **£160.00**

Methven Taps

AMIO

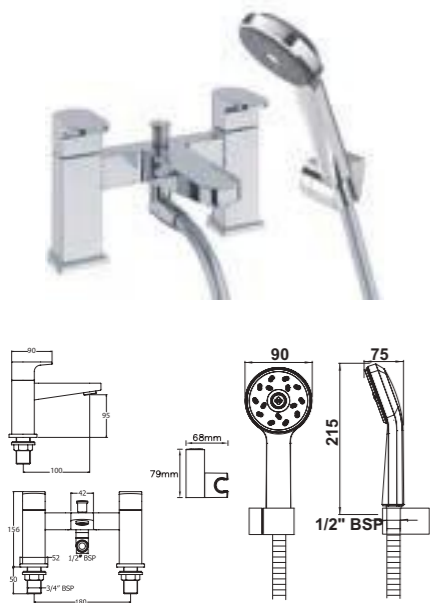
Satinjet®
AMIO DECK MOUNTED BATH
SHOWER MIXER

- INLET CONNECTIONS:**
3/4" BSP

WORKING PRESSURE:
0.5 - 5.0 bar
- Includes Maku Satinjet handset, 1.5m easy clean hose & wall bracket
 - 3/4 turn ceramic disc handles ensure a smooth operation



AMBSMCPUK Chrome Ex.VAT £170.00 Inc.VAT £204.00



Methven Taps

KITCHEN

METHVEN

METHVEN

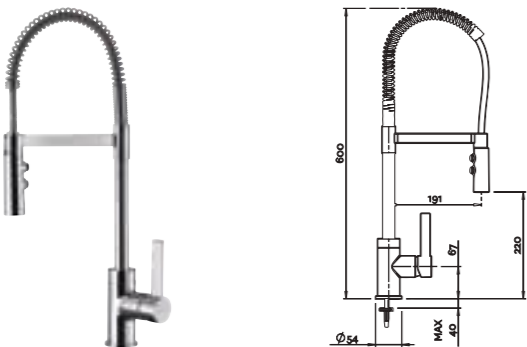
Enhance your kitchen space

Designed to enhance not only your kitchen space but also your lifestyle, the Kitchen range from Methven features the latest in tapware design.



Methven Taps KITCHEN

GASTON SINK MIXER



INLET CONNECTIONS:
1/2" BSP

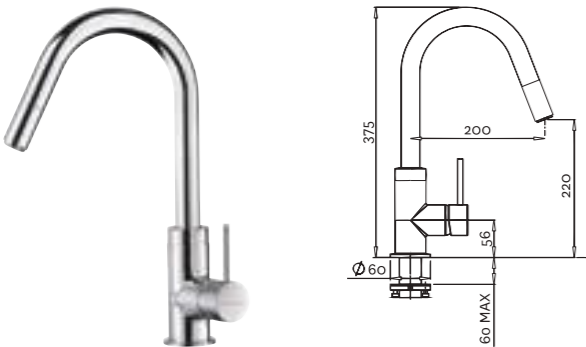
WORKING PRESSURE:
1.5 - 5.0 bar



| | |
|-------------------------|--------------------------------|
| GASMCP Chrome | Ex.VAT £283.33 Inc.VAT £340.00 |
| GASMCPUK Chrome & Black | Ex.VAT £287.50 Inc.VAT £345.00 |
| GASMSC Satin Chrome | Ex.VAT £291.67 Inc.VAT £350.00 |

- Made with lead free Eco Brass to preserve water quality
- Versatile pull-out or pull down spray options
- Rain spray & aerated flow with pause function
- Ceramic cartridge for smooth operation

KAHA PULL OUT SINK MIXER



INLET CONNECTIONS:
1/2" BSP

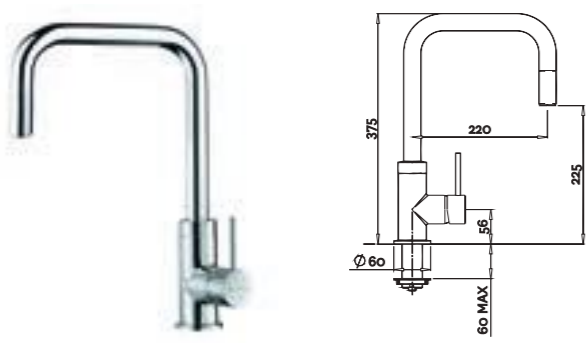
WORKING PRESSURE:
1.5 - 5.0 bar



| | |
|---------------|--------------------------------|
| KASMCP Chrome | Ex.VAT £241.67 Inc.VAT £290.00 |
|---------------|--------------------------------|

- Made with lead free Eco Brass to preserve water quality
- Extendable hose for spray flexibility
- Useful for cleaning vegetables or pots and pans
- Swivel spout gives 360° control of water flow
- Ceramic cartridge for smooth operation

URBAN PULL OUT SINK MIXER



INLET CONNECTIONS:
1/2" BSP

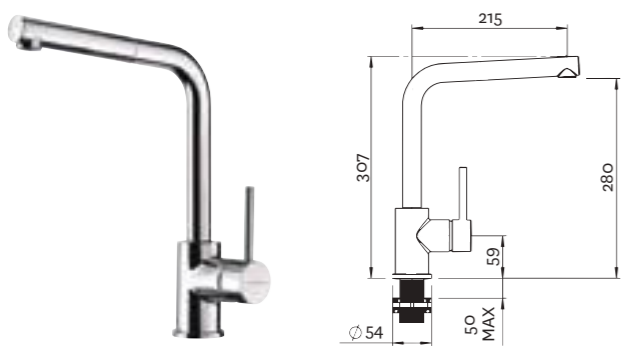
WORKING PRESSURE:
1.5 - 5.0 bar



| | |
|---------------|--------------------------------|
| URSMCP Chrome | Ex.VAT £241.67 Inc.VAT £290.00 |
|---------------|--------------------------------|

- Made with lead free Eco Brass to preserve water quality
- Extendable hose for spray flexibility
- Useful for cleaning vegetables or pots and pans
- Swivel spout gives 360° control of water flow
- Ceramic cartridge for smooth operation

METRO PULL OUT SINK MIXER



INLET CONNECTIONS:
1/2" BSP

WORKING PRESSURE:
1.5 - 5.0 bar



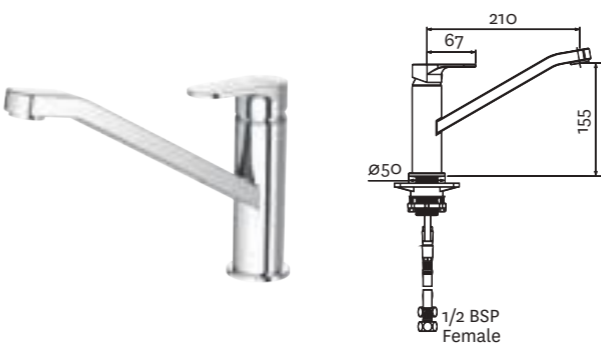
| | |
|---------------|--------------------------------|
| MESMCP Chrome | Ex.VAT £229.17 Inc.VAT £275.00 |
|---------------|--------------------------------|

- Made with lead free Eco Brass to preserve water quality
- Extendable hose for spray flexibility
- Useful for cleaning vegetables or pots and pans
- Swivel spout gives 360° control of water flow
- Ceramic cartridge for smooth operation

Methven Taps KITCHEN

METHVEN

GLIDE SINK MIXER



INLET CONNECTIONS:
1/2" BSP

WORKING PRESSURE:
1.5 - 5.0 bar



| | |
|---------------|--------------------------------|
| GLSMCP Chrome | Ex.VAT £165.83 Inc.VAT £199.00 |
|---------------|--------------------------------|

- Made with lead free Eco Brass to preserve water quality
- Swivel spout gives 360° control of water flow
- Ceramic cartridge for smooth operation





THE SHOWER & TAP BRAND.

Deva showers and bathroom and kitchen taps provide a wide variety of products for both domestic and commercial applications.

As one of the largest suppliers of showers and taps to the UK market and with over 25 years heritage, Deva has developed a reputation for providing excellent levels of service and customer care, bringing products to the market of the highest quality at the right price. From concept through to manufacture, we are backed by a testing programme unrivalled in our industry.

Deva deliver the latest styles of bathroom and kitchen taps, showers and shower accessories, next day – nationwide. We pride ourselves on our service first policy. Not only do we deliver 98% of orders next day in full, we also aim to provide the highest standards of customer service. Our in-house customer service technicians are fully trained to provide personal, friendly and in-depth support as well as our field based Area Sales Managers.

Deva became part of the Methven Group in 2007 and operates from Methven UK headquarters in Lancashire. Methven as a group, are innovative, design focussed and conscious to produce product ranges which meet both consumer need, legislation and regulatory requirements whilst being environmentally minded.

HAVE CONFIDENCE IN US

| DEVA BY METHVEN BRAND WARRANTY (SUBJECT TO THE TERMS AND CONDITIONS) | | |
|--|----------|---------|
| PRODUCT | PARTS | LABOUR |
| CHROME TAPWARE** | 12 YEARS | 2 YEARS |
| SHOWER VALVES | 5 YEARS | 2 YEARS |
| SHOWER ACCESSORIES | 1 YEAR | |
| ELECTRICAL PRODUCTS (INCLUDING SENSOR TAPS) | 2 YEARS | 2 YEARS |

* For the lifetime of the original purchaser
** All other finishes 5 Years Parts, 2 Years Labour
Any product that has not been fitted in a private dwelling located in the United Kingdom or the Republic of Ireland will be subject to our Commercial Warranty of 12 months parts and labour, as set out in Condition 8 of Methven's Terms and Conditions of Sale. Excludes sensor and thermostatic products. For full terms and conditions see www.methven.com

DEVA SHOWERS

THERMOSTATIC BAR SHOWERS



DYNAMIC COOL TO TOUCH
BAR SHOWER WITH
DIVERTER TO FIXED HEAD &
HANDSET



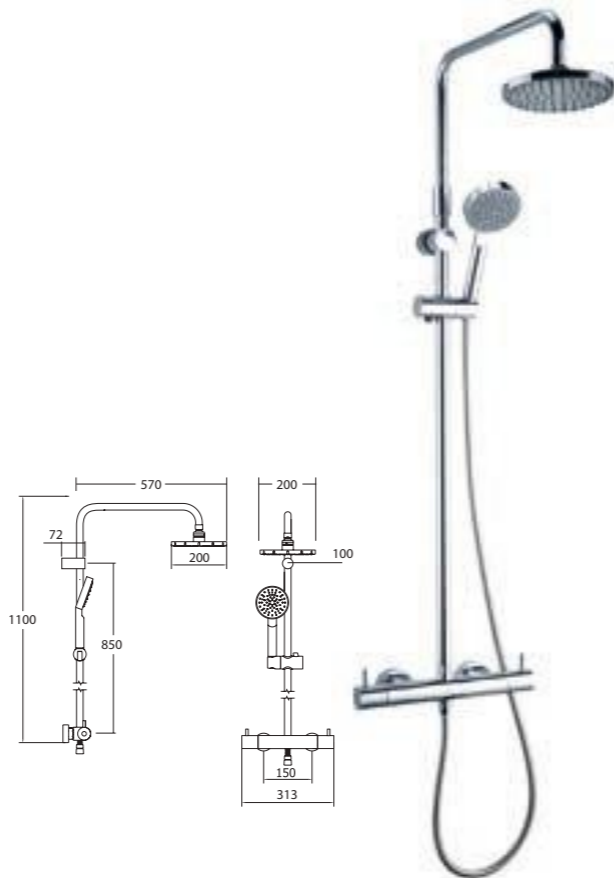
VALVE:
Thermostatic
OPERATION:
Separate flow and
temperature controls
INLET CONNECTIONS:
15mm Compression
WORKING PRESSURE:
1.5 - 5.0 bar

- Safe cool to touch body
- 38°C temperature hot stop with override facility
- Integral diverter to fixed head and handset
- Double interlocked 1.5m hose



DCTSDEF Chrome Ex.VAT £339.85 Inc.VAT £407.82

VISION COOL TO TOUCH
BAR SHOWER WITH
DIVERTER TO FIXED HEAD &
HANDSET



VALVE:
Thermostatic
OPERATION:
Separate flow and
temperature controls
INLET CONNECTIONS:
15mm Compression
WORKING PRESSURE:
1.5 - 5.0 bar

- Safe cool to touch body
- 38°C temperature hot stop with override facility
- Integral diverter to fixed head and handset
- Riser swivels 180° so you can select your optimal position.
- Riser height can be adjusted to suit your bathroom
- Double interlocked 1.5m hose



VCTSDEF Chrome Ex.VAT £391.35 Inc.VAT £469.62

SAVVI COOL TO TOUCH
BAR SHOWER WITH
DIVERTER TO FIXED HEAD &
HANDSET




VALVE:
Thermostatic
OPERATION:
Separate flow and
temperature controls
INLET CONNECTIONS:
15mm Compression
WORKING PRESSURE:
1.5 - 5.0 bar

- Safe cool to touch body
- 38°C temperature hot stop with override facility
- Integral diverter to fixed head and handset
- Riser height can be adjusted to suit your bathroom
- Double interlocked 1.5m hose



SCTSDEF Chrome Ex.VAT £376.66 Inc.VAT £451.99

SAVVI BAR SHOWER WITH
SINGLE MODE KIT



VALVE:
Thermostatic
OPERATION:
Separate flow and
temperature controls
INLET CONNECTIONS:
15mm Compression
WORKING PRESSURE:
0.3 - 5.0 bar

- 38°C temperature hot stop with override facility
- Smooth easy clean 1.5m hose

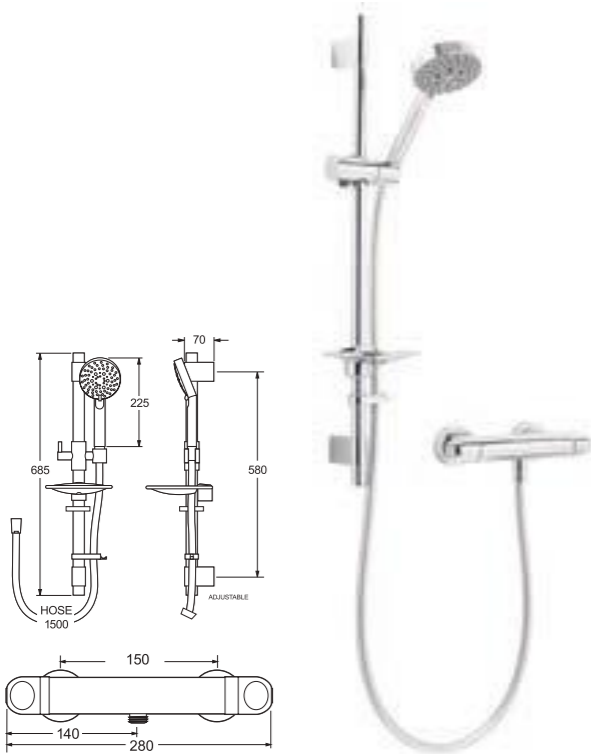


SAVBSEF Chrome Ex.VAT £271.77 Inc.VAT £326.12

DEVA SHOWERS
THERMOSTATIC BAR SHOWERS



RESPONSE BAR SHOWER
WITH MULTI MODE KIT



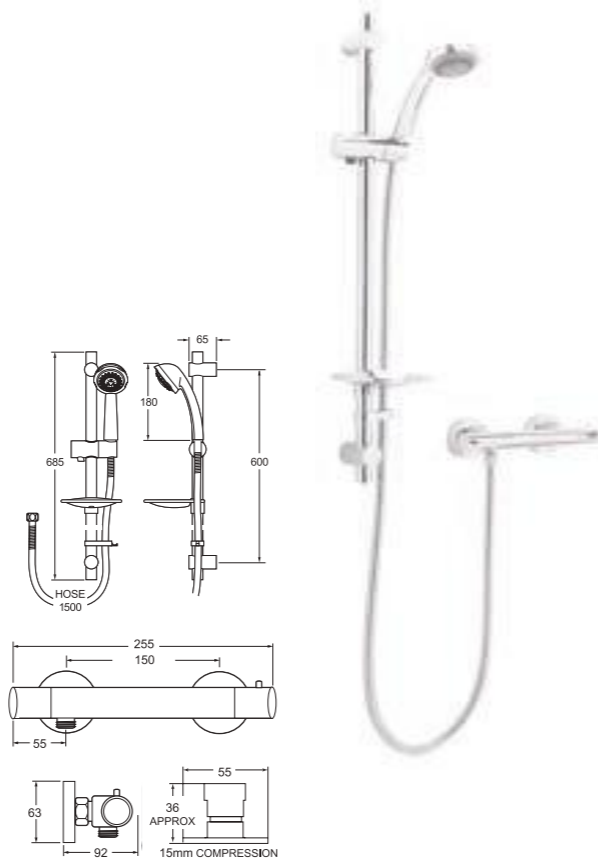
VALVE:
Thermostatic
OPERATION:
Separate flow and
temperature controls
INLET CONNECTIONS:
15mm Compression
WORKING PRESSURE:
0.3 - 5.0 bar

- 38°C temperature hot stop
- Riser rail features adjustable brackets - ideal for retrofit
- Smooth easy clean 1.5m hose



RESBMEF Chrome Ex.VAT £213.49 Inc.VAT £256.19

VISION BAR SHOWER WITH
MULTI MODE KIT



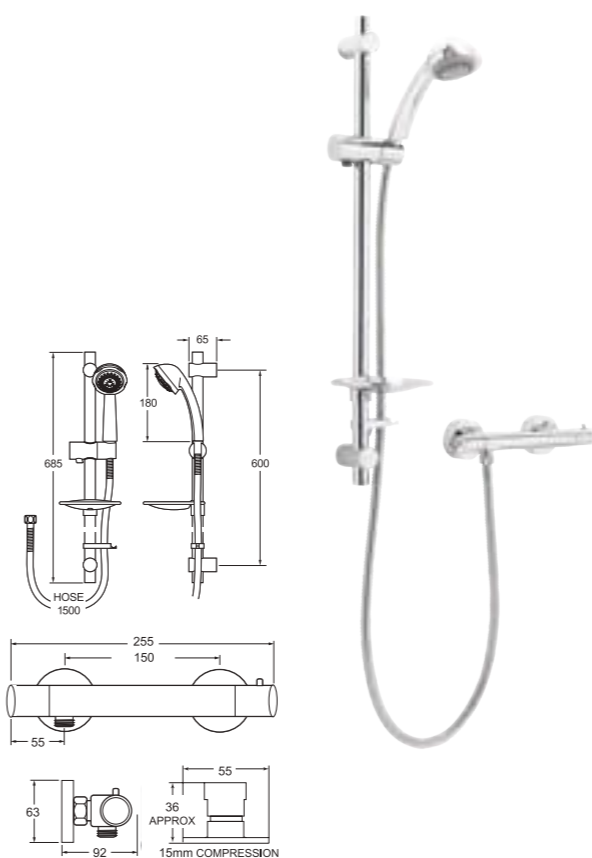
VALVE:
Thermostatic
OPERATION:
Separate flow and
temperature controls
INLET CONNECTIONS:
15mm Compression
WORKING PRESSURE:
0.5 - 5.0 bar

- 38°C temperature hot stop with override facility
- Includes easy fit connections
- Double interlocked 1.5m hose
- Riser rail features adjustable brackets - ideal for retrofit
- TMV2 approved valve



VSNBMEF Chrome Ex.VAT £180.98 Inc.VAT £217.18

COMBI BAR SHOWER WITH
MULTI MODE KIT



VALVE:
Thermostatic
OPERATION:
Separate flow and
temperature controls
INLET CONNECTIONS:
15mm Compression
WORKING PRESSURE:
0.5 - 5.0 bar

- 38°C temperature hot stop with override facility
- Includes easy fit connections
- Double interlocked 1.5m hose
- Riser rail features adjustable brackets - ideal for retrofit
- TMV2 approved valve



COMBMEF Chrome Ex.VAT £174.84 Inc.VAT £209.81

COMBI BAR SHOWER WITH
SINGLE MODE KIT



VALVE:
Thermostatic
OPERATION:
Separate flow and
temperature controls
INLET CONNECTIONS:
1/2" BSP
WORKING PRESSURE:
0.5 - 5.0 bar

- 38°C temperature hot stop with override facility



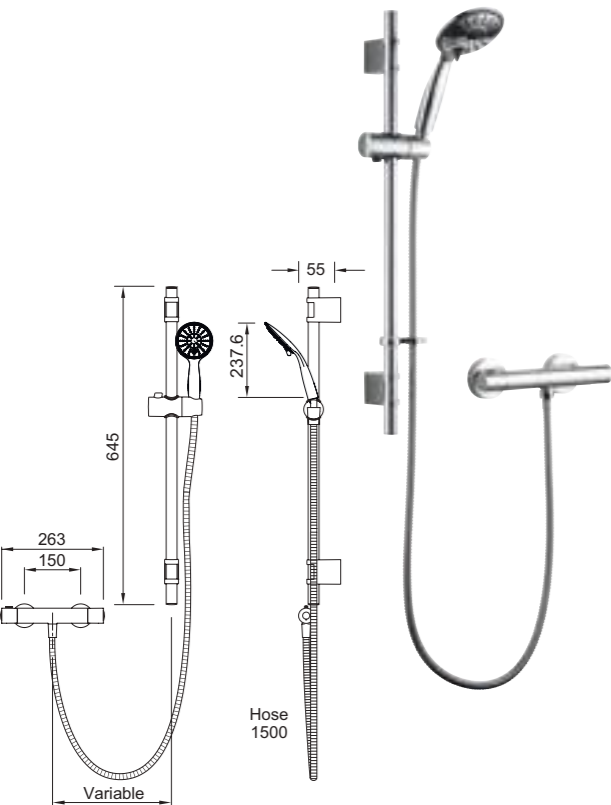
COMBS Chrome Ex.VAT £115.89 Inc.VAT £139.07

DEVA SHOWERS

THERMOSTATIC BAR SHOWERS



KESTREL MK2 COOL TO TOUCH BAR SHOWER WITH MULTI MODE KIT



- VALVE:** Thermostatic

OPERATION: Separate flow and temperature controls

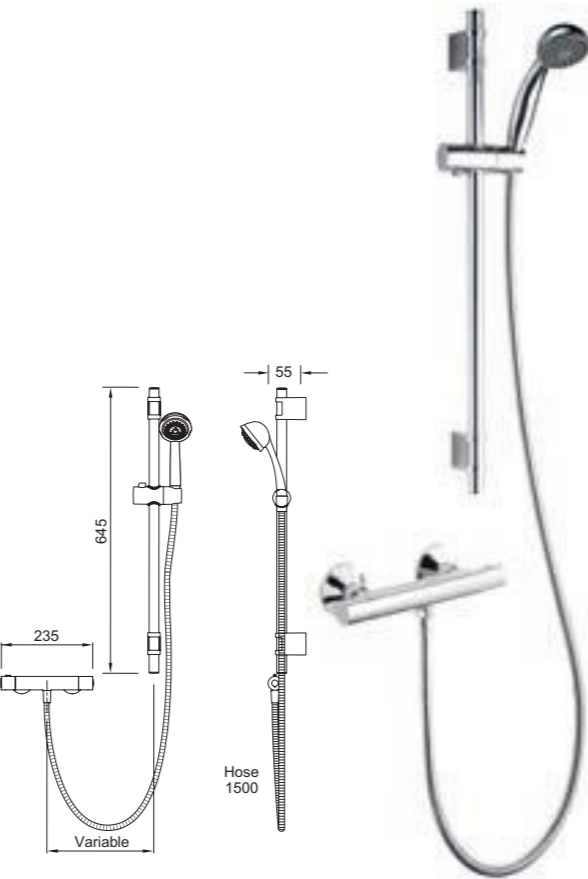
INLET CONNECTIONS: 1/2" BSP

WORKING PRESSURE: 0.5 - 5.0 bar
- Safe cool to touch body
 - 38°C temperature hot stop with override facility
 - Includes easy fit connections
 - Riser rail features adjustable brackets - ideal for retrofit
 - Double interlocked 1.5m hose



KESBS Chrome Ex.VAT £125.00 Inc.VAT £150.00

VISTA COOL TO TOUCH BAR SHOWER WITH SINGLE MODE KIT



- VALVE:** Thermostatic

OPERATION: Separate flow and temperature controls

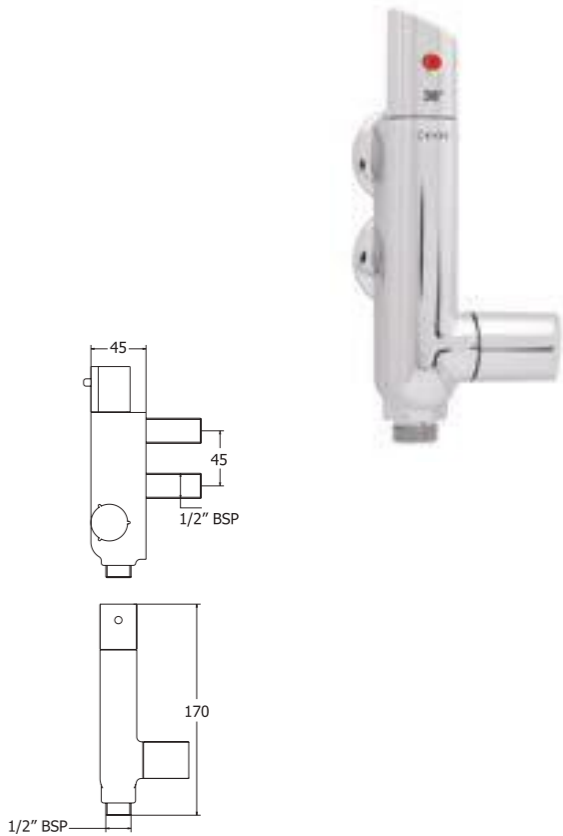
INLET CONNECTIONS: 1/2" BSP

WORKING PRESSURE: 0.5 - 5.0 bar
- Safe cool to touch body
 - 38°C temperature hot stop with override facility
 - Riser rail features adjustable brackets - ideal for retrofit
 - Double interlocked 1.5m hose



VISBS Chrome Ex.VAT £87.00 Inc.VAT £104.40

VERTICAL L SHAPED BAR SHOWER VALVE



- VALVE:** Thermostatic

OPERATION: Separate flow and temperature controls

INLET CONNECTIONS: 1/2" BSP

WORKING PRESSURE: 1.0 - 5.0 bar
- 38°C temperature hot stop with override facility



VVERT01 Chrome Ex.VAT £111.65 Inc.VAT £133.98

VISTA
COOL TO TOUCH BAR SHOWER KIT

VISTA RANGE SUPPLIED IN FULL COLOUR PACKAGING

DEVA SHOWERS

CONCENTRIC SHOWERS



VISION CONCENTRIC
SHOWER WITH MULTI MODE
KIT



VALVE:
Thermostatic
OPERATION:
Separate flow and
temperature controls
INLET CONNECTIONS:
15mm Compression
WORKING PRESSURE:
0.1 - 5.0 bar

- Exposed and concealed valve options in one box
- Includes wall union for concealed installations
- Smooth easy clean 1.5m hose
- Riser rail features adjustable brackets - ideal for retrofit
- TMV2 approved valve



VSNCCONT03 Chrome Ex.VAT £452.14 Inc.VAT £542.57

VISION CONCENTRIC
SHOWER VALVE



VALVE:
Thermostatic
OPERATION:
Separate flow and
temperature controls
INLET CONNECTIONS:
15mm Compression
WORKING PRESSURE:
0.1 - 5.0 bar

- Exposed and concealed valve options in one box
- Includes wall union for concealed installations
- TMV2 approved valve



VSNVCONT04 Chrome Ex.VAT £368.09 Inc.VAT £441.71

GEORGIAN CONCENTRIC
SHOWER WITH SINGLE
MODE KIT



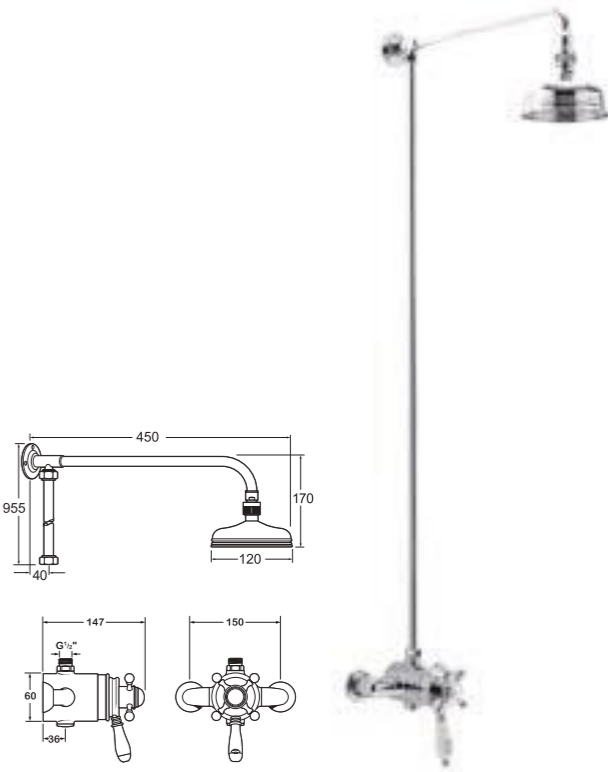
VALVE:
Thermostatic
OPERATION:
Separate flow and
temperature controls
INLET CONNECTIONS:
15mm Compression
WORKING PRESSURE:
0.1 - 5.0 bar

- Exposed and concealed valve options in one box
- Includes wall union for concealed installations
- Double interlocked 1.5m hose
- TMV2 approved valve



GEOCCONT05 Chrome Ex.VAT £490.79 Inc.VAT £588.95

GEORGIAN TRADITIONAL
EXPOSED CONCENTRIC
SHOWER WITH RIGID RISER
& ROSE



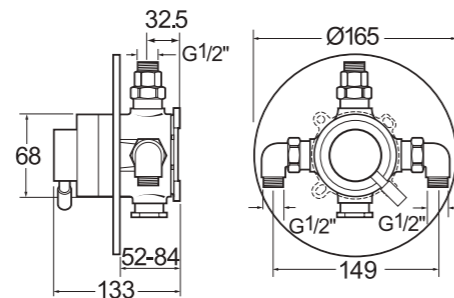
VALVE:
Thermostatic
OPERATION:
Separate flow and
temperature controls
INLET CONNECTIONS:
15mm Compression
WORKING PRESSURE:
0.1 - 5.0 bar

- Rigid riser and traditional rose with swivel joint
- TMV2 approved valve



GEOCRR Chrome Ex.VAT £526.99 Inc.VAT £632.34

**CONTEMPORARY DUAL
CONTROL SHOWER VALVE**

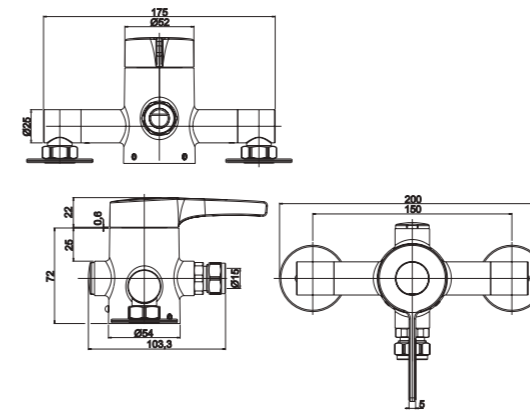


- Longer lever for ease of use
- Single control for ease of use

- Longer lever for ease of use
- Single control for ease of use
- ABS concealing plate



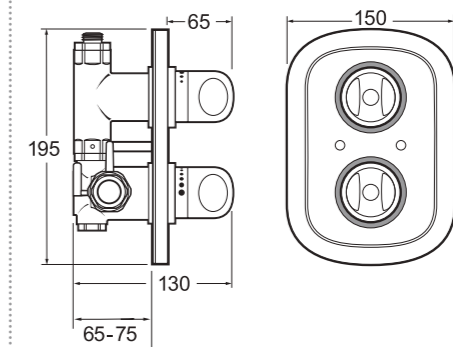
VSNVSEQT02 Chrome Ex.VAT **£337.42** Inc.VAT **£404.90**



- Longer lever for ease of use
- Twin with PHK1 kit, see page 48



SSV Chrome Ex.VAT **£193.78** Inc.VAT **£232.54**



- Chrome plated metal concealing plate



| | |
|--------------------------|--|
| ROUVDUAT01 Chrome | Ex.VAT £232.50 Inc.VAT £279.00 |
|--------------------------|--|

LACE MANUAL SHOWER
VALVE WITH SINGLE MODE
KIT



VALVE:
Manual
OPERATION:
Single lever flow and
temperature control
INLET CONNECTIONS:
15mm Compression
WORKING PRESSURE:
0.1 - 5.0 bar

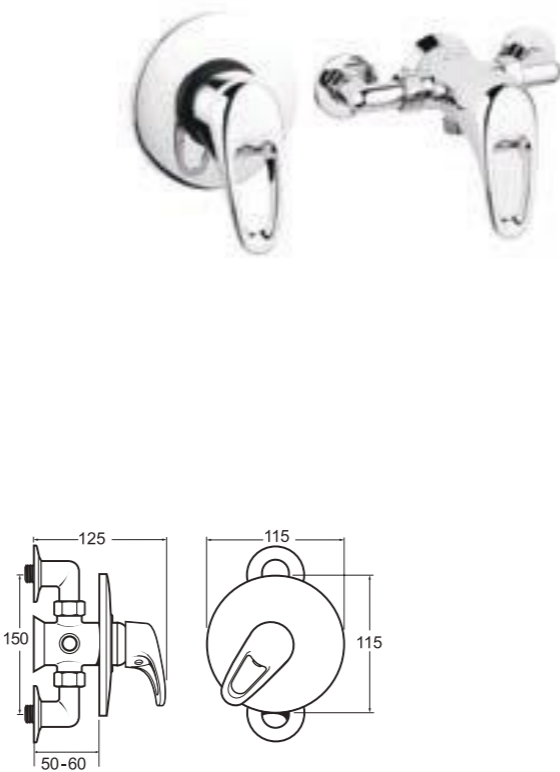
- Ceramic cartridge for longer operation life
- Exposed and concealed valve options in one box
- Double interlocked 1.5m hose
- Includes wall union for concealed installations



water
label L/Min 8.1

LACCMANM02 Chrome Ex.VAT £168.07 Inc.VAT £201.68

LACE MANUAL SHOWER
VALVE



VALVE:
Manual
OPERATION:
Single lever flow and
temperature control
INLET CONNECTIONS:
15mm Compression
WORKING PRESSURE:
0.1 - 5.0 bar

- Ceramic cartridge for longer operation life
- Exposed and concealed valve options in one box



LACVMANM03 Chrome Ex.VAT £120.96 Inc.VAT £145.15

LACVMANM03/G Gold Ex.VAT £146.43 Inc.VAT £175.72



WATER
SAVING
SHOWER FLOW
REGULATORS

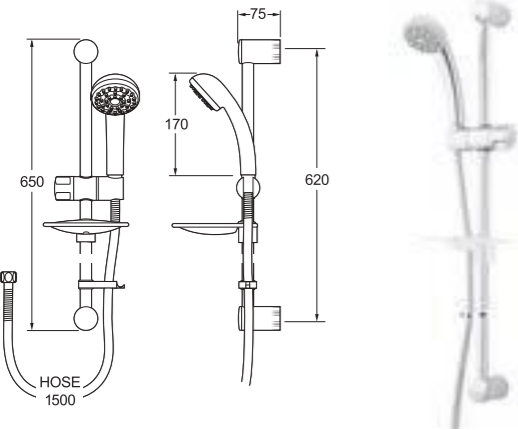


Deva offers a range of Enviro-wise™ products that are suitable for application where Part G applies.

Sold in singles

| Code | Description | Ex.VAT | Inc.VAT |
|----------|--|--------|---------|
| HSR 2 | Seal Flow Regulator - 2 L/min Replaces standard seal | £3.07 | £3.68 |
| HSR 3 | Seal Flow Regulator - 3 L/min Replaces standard seal | £3.07 | £3.68 |
| HSR 4 | Seal Flow Regulator - 4 L/min Replaces standard seal | £3.07 | £3.68 |
| HSR 6 | Seal Flow Regulator - 6 L/min Replaces standard seal | £3.07 | £3.68 |
| HSR 8 | Seal Flow Regulator - 8 L/min Replaces standard seal | £3.07 | £3.68 |
| HSR 9 | Seal Flow Regulator - 9 L/min Replaces standard seal | £3.07 | £3.68 |
| FR106-12 | Flow Regulator - 12 L/min For showers above 1 bar | £7.97 | £9.56 |
| FR106-7 | Flow Regulator - 7 L/min For showers above 1 bar | £7.97 | £9.56 |
| FRAV9 | Flow Regulator (for AVSH0011) | £3.07 | £3.68 |

CORE SINGLE MODE
SIGNATURE SHOWER KIT

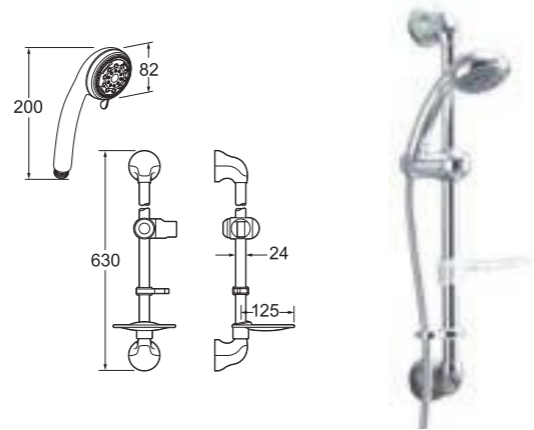


WORKING PRESSURE:
0.1 - 5.0 bar



SIGKITS01 Chrome Ex.VAT £39.27 Inc.VAT £47.12

5 MODE SHOWER KIT



WORKING PRESSURE:
0.5 - 5.0 bar

- Double interlocked 1.5 metre hose
- 5 individual spray patterns



KITM03 Chrome Ex.VAT £58.28 Inc.VAT £69.94

PERIOD STYLE SHOWER KIT



WORKING PRESSURE:
0.1 - 5.0 bar

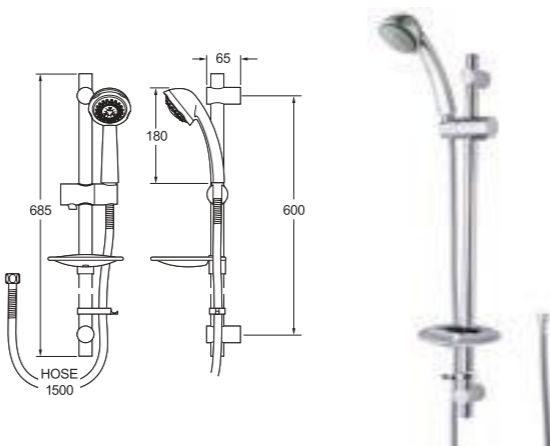
- Double interlocked 1.5 metre hose



KITS06 Chrome Ex.VAT £129.45 Inc.VAT £155.34

KITS06/G Gold Ex.VAT £159.80 Inc.VAT £191.76

SUBSTANCE 3 MODE
SIGNATURE KIT



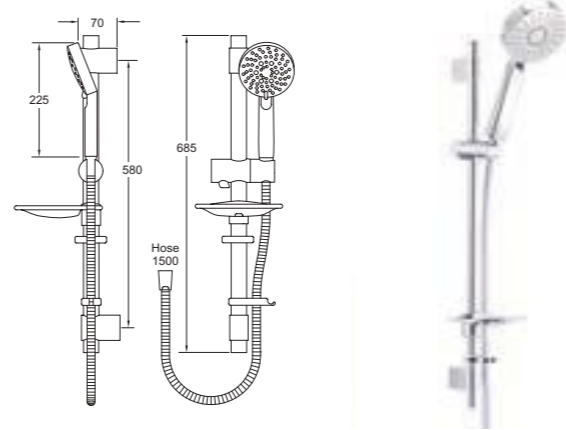
WORKING PRESSURE:
0.3 - 5.0 bar

- Double interlocked 1.5 metre hose
- Riser rail features adjustable brackets - ideal for retrofit
- 3 individual spray patterns



SIGKITM02 Chrome Ex.VAT £65.03 Inc.VAT £78.04

KROME 3 MODE SHOWER
KIT



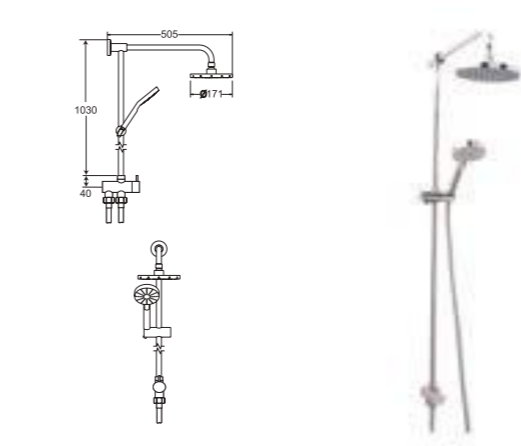
WORKING PRESSURE:
0.1 - 5.0 bar

- Riser rail features adjustable brackets - ideal for retrofit



KMKIT Chrome Ex.VAT £86.90 Inc.VAT £104.28

MINIMALIST RIGID RISER KIT
WITH DIVERTER TO FIXED
HEAD AND HANDSET



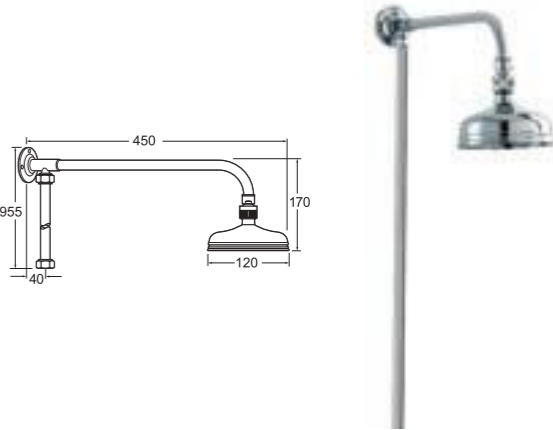
WORKING PRESSURE:
1.0 - 5.0 bar

- Fixed head with swivel joint
- Rub clean nozzles



KITS09 Chrome Ex.VAT £232.50 Inc.VAT £279.00

PERIOD STYLE RIGID RISER
SHOWER KIT



WORKING PRESSURE:
0.1 - 5.0 bar

- Swivel joint



KITS08 Chrome Ex.VAT £161.97 Inc.VAT £194.36

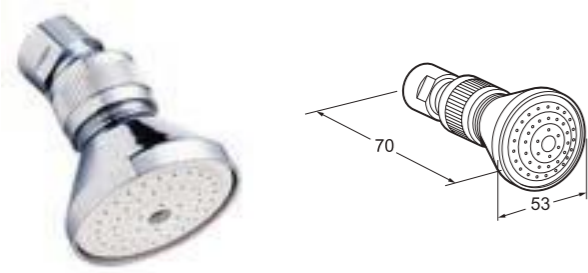
KITS08/G Gold Ex.VAT £193.54 Inc.VAT £232.25

DEVA SHOWERS
HEADS



DEVA SHOWERS

2" (50MM) BRASS SHOWER
HEAD WITH SWIVEL JOINT

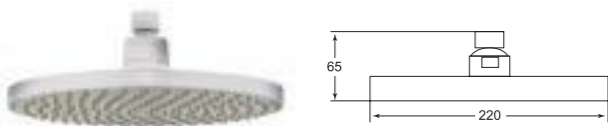


INLET CONNECTIONS:
1/2" BSP
WORKING PRESSURE:
0.1 - 5.0 bar



HEAH01 Chrome Ex.VAT £20.24 Inc.VAT £24.29

8.6" (220MM) ROUND
FIXED HEAD WITH SWIVEL
JOINT



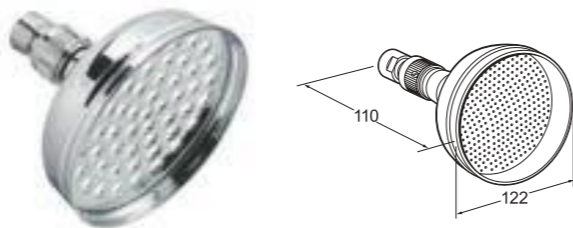
INLET CONNECTIONS:
1/2" BSP
WORKING PRESSURE:
0.1 - 5.0 bar

- Rub clean nozzles



HEAH05 Chrome Ex.VAT £40.90 Inc.VAT £49.08

5" (125MM) TRADITIONAL
SHOWER HEAD WITH
SWIVEL JOINT



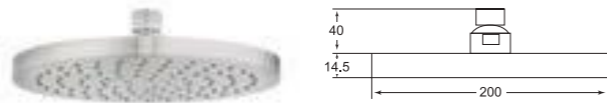
INLET CONNECTIONS:
1/2" BSP
WORKING PRESSURE:
0.1 - 5.0 bar



HEAH02 Chrome Ex.VAT £51.13 Inc.VAT £61.36

HEAH02/G Gold Ex.VAT £79.58 Inc.VAT £95.50

KROME 8" (200MM) FIXED
HEAD WITH SWIVEL JOINT



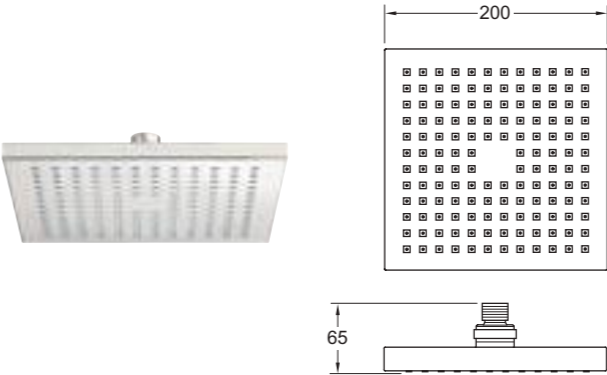
INLET CONNECTIONS:
1/2" BSP
WORKING PRESSURE:
0.1 - 5.0 bar

- Rub clean nozzles



HEAH06 Chrome Ex.VAT £46.01 Inc.VAT £55.21

8" (200MM) FIXED HEAD
WITH SWIVEL JOINT



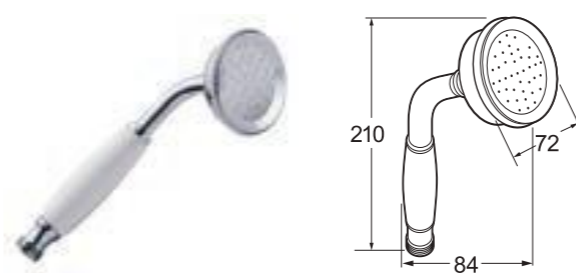
INLET CONNECTIONS:
1/2" BSP
WORKING PRESSURE:
0.1 - 5.0 bar

- Rub clean nozzles



HEAH07 Chrome Ex.VAT £56.22 Inc.VAT £67.46

TRADITIONAL SINGLE MODE
HANDSET



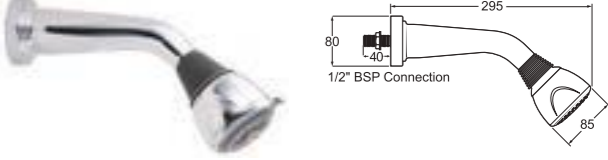
WORKING PRESSURE:
0.1 - 5.0 bar



HANS03 Chrome Ex.VAT £34.96 Inc.VAT £41.95

HANS03/G Gold Ex.VAT £61.76 Inc.VAT £74.11

3 MODE SHOWER HEAD
WITH ARM



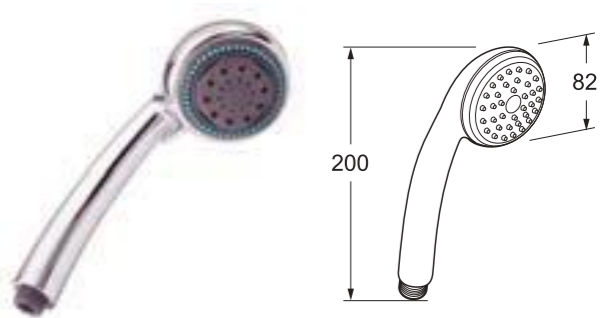
INLET CONNECTIONS:
1/2" BSP
WORKING PRESSURE:
0.5 - 5.0 bar

- Complete with swivel joint



HEAA06 Chrome Ex.VAT £65.03 Inc.VAT £78.04

5 MODE HANDSET



WORKING PRESSURE:
0.5 - 5.0 bar

- Rub clean nozzles
- 5 individual spray patterns



HANM04 Chrome Ex.VAT £26.38 Inc.VAT £31.66

DEVA SHOWERS

DEVA SHOWERS

SHOWER HANDSET & RAILS

KROME 3 MODE HANDSET
100MM



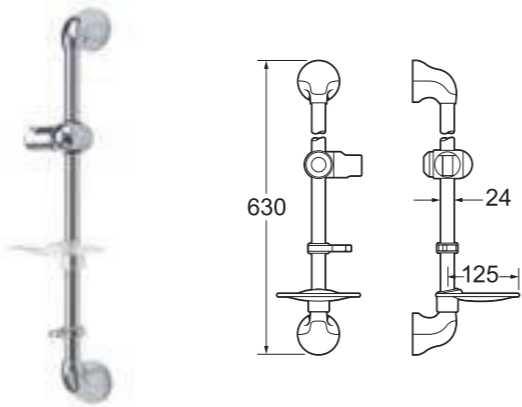
WORKING PRESSURE:
0.3 - 5.0 bar

- Rub clean nozzles
- Chrome face plate



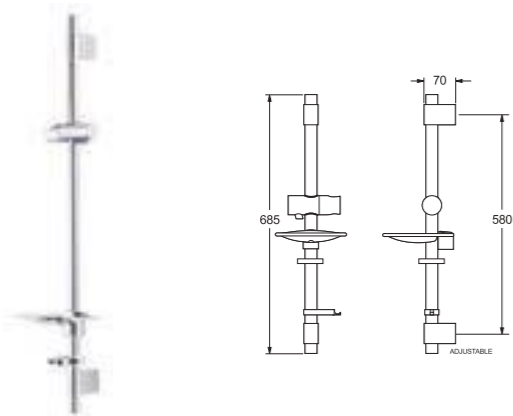
HANM09 Chrome Ex.VAT £25.55 Inc.VAT £30.66

SHOWER RAIL



SPE12 Chrome Ex.VAT £34.96 Inc.VAT £41.95

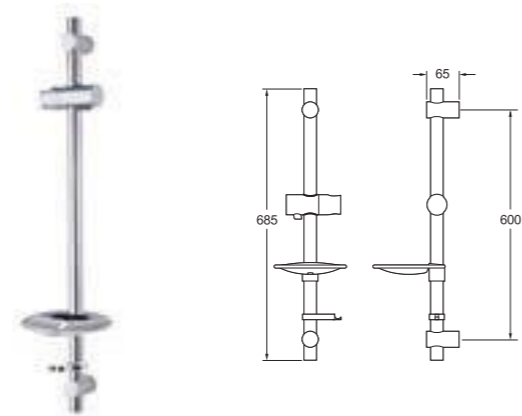
ADJUSTABLE RISER RAIL



- Riser rail features adjustable brackets - ideal for retrofit
- Push button handset slider

SPE14 Chrome Ex.VAT £43.80 Inc.VAT £52.56

ADJUSTABLE RISER RAIL



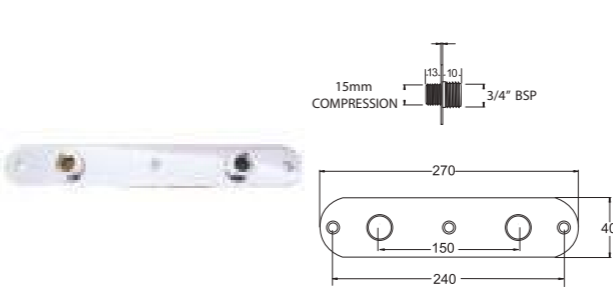
- Riser rail features adjustable brackets - ideal for retrofit

SPE15 Chrome Ex.VAT £26.28 Inc.VAT £31.54

SUITABLE FOR ALL METHVEN &
DEVA BY METHVEN PRODUCTS



WALL PLATE FOR BAR
SHOWERS

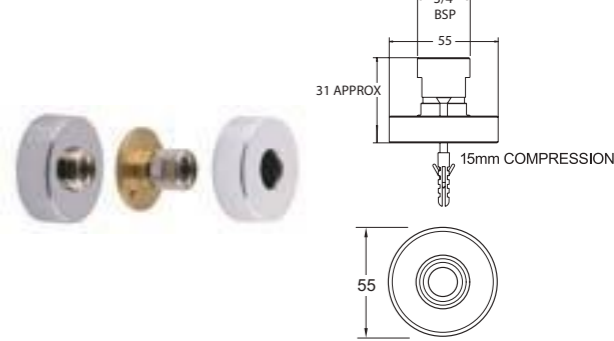


INLET CONNECTIONS:
15mm Compression

- Brass construction
- Wall fixing plate for added stability and ease of installation
- Suitable for most bar shower mixers

SPE10 Chrome Ex.VAT £39.27 Inc.VAT £47.12

EASY FIT FOR
BAR SHOWERS



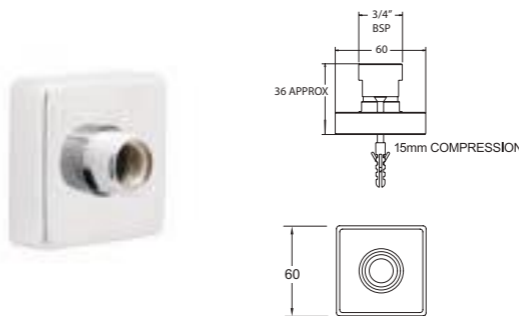
INLET CONNECTIONS:
15mm Compression

- Enables rigid fixing of bar shower
- Sold in pairs
- Trim supplied



SPE11 Chrome Ex.VAT £32.51 Inc.VAT £39.01

EASY FIT FOR BAR
SHOWERS (SQUARE)



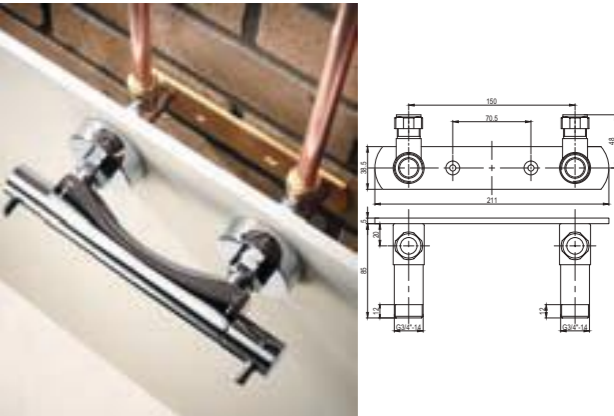
INLET CONNECTIONS:
15mm Compression

- Enables rigid fixing of bar shower
- Sold in pairs
- Trim supplied



SPE11SQ Chrome Ex.VAT £32.51 Inc.VAT £39.01

SHOWER FIXING BRACKET



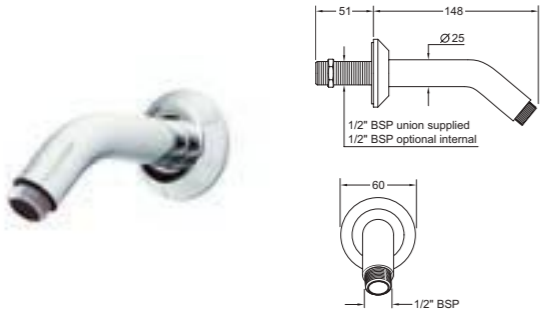
INLET CONNECTIONS:
15mm Compression

- Enables rigid fixing of bar shower

SPE16 Chrome Ex.VAT £85.39 Inc.VAT £71.16

SUITABLE FOR ALL METHVEN & DEVA BY METHVEN PRODUCTS

WALL-MOUNTED SHOWER ARM



INLET CONNECTIONS:
1/2" BSP

- Brass construction
- Comes complete with 1/2" BSP connection

SAW148 Chrome Ex.VAT £29.21 Inc.VAT £35.05

OVER HEAD WALL SHOWER ARM

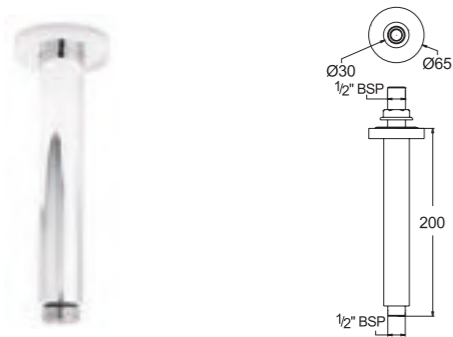


INLET CONNECTIONS:
1/2" BSP

- Brass construction
- Comes complete with 1/2" BSP connection

SAW320 Chrome Ex.VAT £29.21 Inc.VAT £35.05

ROUND CEILING SHOWER ARM 20CM

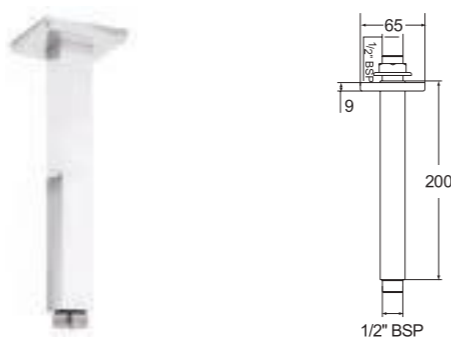


INLET CONNECTIONS:
1/2" BSP

- Comes complete with 1/2" BSP connection
- Brass construction

ARMC03 Chrome Ex.VAT £39.27 Inc.VAT £47.12

SQUARE CEILING SHOWER ARM 20CM



INLET CONNECTIONS:
1/2" BSP

- Comes complete with 1/2" BSP connection
- Brass construction

ARMC04 Chrome Ex.VAT £45.40 Inc.VAT £54.48

BRASS SHOWER ARM



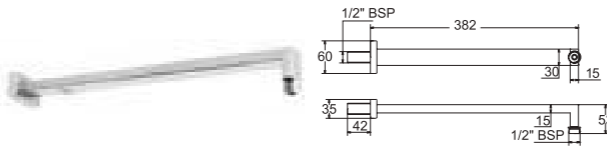
INLET CONNECTIONS:
1/2" BSP

- Comes complete with 1/2" BSP connection
- Brass construction

ARMW01 Chrome Ex.VAT £23.92 Inc.VAT £28.70

ARMW01/G Gold Ex.VAT £50.29 Inc.VAT £60.35

SQUARE SHOWER ARM



INLET CONNECTIONS:
1/2" BSP

- Comes complete with 1/2" BSP connection
- Brass construction

ARMW05 Chrome Ex.VAT £52.15 Inc.VAT £62.58

SHOWER ARM



INLET CONNECTIONS:
1/2" BSP

- Comes complete with 1/2" BSP connection
- Brass construction

ARMW02 Chrome Ex.VAT £27.60 Inc.VAT £33.12

WALL UNION ROUND



INLET CONNECTIONS:
1/2" BSP

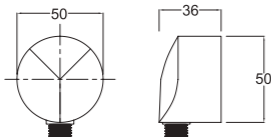
- Brass construction

SPE01 Chrome Ex.VAT £20.45 Inc.VAT £24.54

SPE01/G Gold Ex.VAT £36.04 Inc.VAT £43.25

SUITABLE FOR ALL METHVEN & DEVA BY METHVEN PRODUCTS

WALL UNION ROUND

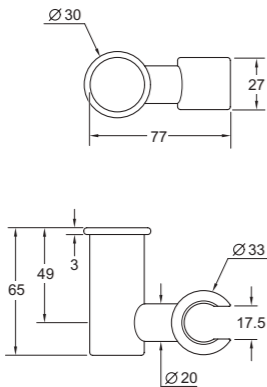


INLET CONNECTIONS:
1/2" BSP

- Brass construction

SPE03 Chrome Ex.VAT £22.48 Inc.VAT £26.98

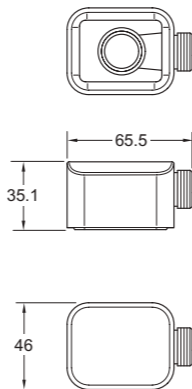
ROUND PARKING BRACKET



- Brass construction

RPB Chrome Ex.VAT £48.69 Inc.VAT £58.43

SQUARE WALL UNION

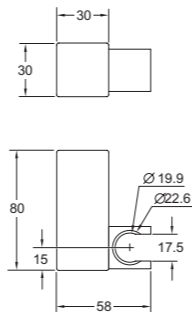


INLET CONNECTIONS:
1/2" BSP

- Brass construction
- Comes complete with 1/2" BSP connection

METHSQELB Chrome Ex.VAT £53.55 Inc.VAT £64.26

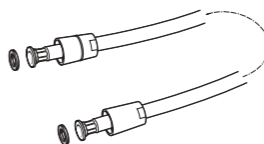
SQUARE PARKING BRACKET



- Brass construction

SPB Chrome Ex.VAT £48.69 Inc.VAT £58.43

SMOOTH SHOWER HOSE
1.5M



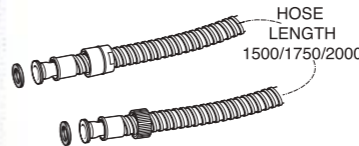
INLET CONNECTIONS:
1/2" BSP

- Smooth easy clean 1.5m hose



HOS1.5PVS07 Chrome Ex.VAT £26.38 Inc.VAT £31.66

LARGE BORE CHROME
HOSES



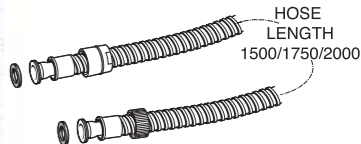
INLET CONNECTIONS:
1/2" BSP
WORKING PRESSURE:
0.1 - 5.0 bar

HOS1.5CPW04 Chrome Ex.VAT £19.64 Inc.VAT £23.57

HOS1.5CPW04/G Gold Ex.VAT £42.44 Inc.VAT £50.93

HOS2.0CPW06 Chrome Ex.VAT £24.54 Inc.VAT £29.45

STANDARD BORE CHROME
HOSES



INLET CONNECTIONS:
1/2" BSP
WORKING PRESSURE:
0.1 - 5.0 bar

HOS1.5CPS01 Chrome Ex.VAT £12.27 Inc.VAT £14.72

HOS1.5CPS01/G Gold Ex.VAT £37.15 Inc.VAT £44.58

HOS1.75CPS02 Chrome Ex.VAT £20.86 Inc.VAT £25.03

HOS2.0CPS03 Chrome Ex.VAT £23.32 Inc.VAT £27.98

DEVA TAPS
CHOOSE YOUR STYLE



DEVA BATHROOM TAPS



SPARKLE MK2
PAGE 96



SAVVI MK2
PAGE 98



SWOOP MK2
PAGE 100



VISION
PAGE 102



ELAN
PAGE 104



ZONOS
PAGE 106



INSIGNIA
PAGE 108



MOTIF
PAGE 110



ETHOS
PAGE 112



LACE
PAGE 114



ADORE
PAGE 116



WATER SAVING
TAP FLOW REGULATORS



| Code | Description | Ex.VAT | Inc.VAT |
|----------|--|--------|---------|
| FR101-2 | Flow Regulator For Mono Basin And Sink Mixers – 2 L/min | £3.07 | £3.68 |
| FR101-3 | Flow Regulator For Mono Basin And Sink Mixers – 3 L/min | £3.07 | £3.68 |
| FR101-4 | Flow Regulator For Mono Basin And Sink Mixers – 4 L/min | £3.07 | £3.68 |
| FR101-6 | Flow Regulator For Mono Basin And Sink Mixers – 6 L/min | £3.07 | £3.68 |
| FR101-8 | Flow Regulator For Mono Basin And Sink Mixers – 8 L/min | £3.07 | £3.68 |
| FR101-9 | Flow Regulator For Mono Basin And Sink Mixers – 9 L/min | £3.07 | £3.68 |
| FR106-12 | Flow Regulator For Bath Shower Mixers above 1.0 bar | £7.97 | £9.56 |
| FR106-7 | Flow Regulator For Bath Shower Mixers above 1.0 bar | £7.97 | £9.56 |



GEORGIAN
PAGE 118



CORONATION
PAGE 120



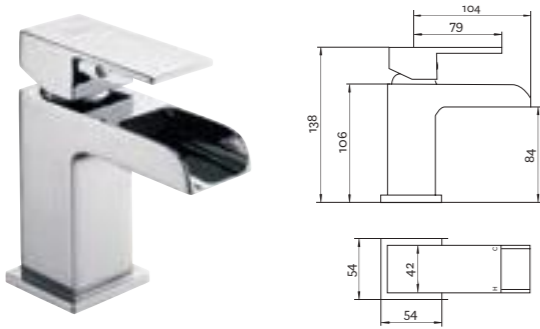
TUDOR
PAGE 122

DEVA BATHROOM TAPS

DEVA BATHROOM TAPS
SPARKLE MK2






SPARKLE MK2 MONO BASIN MIXER



INLET CONNECTIONS:
1/2" BSP
WORKING PRESSURE:
0.3 - 5.0 bar

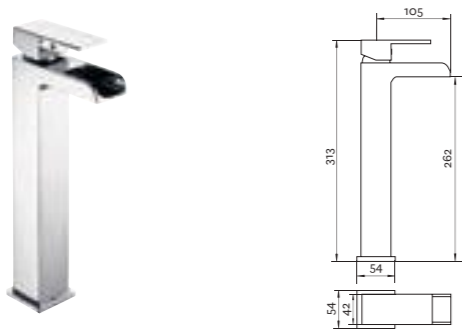
- Ceramic cartridge for smooth operation
- Tilt and turn temperature and flow control
- Comes complete with press top waste



SPA2113 Chrome




Ex.VAT £132.00 Inc.VAT £158.40

SPARKLE MK2 TALL MONO BASIN MIXER



INLET CONNECTIONS:
1/2" BSP
WORKING PRESSURE:
0.3 - 5.0 bar

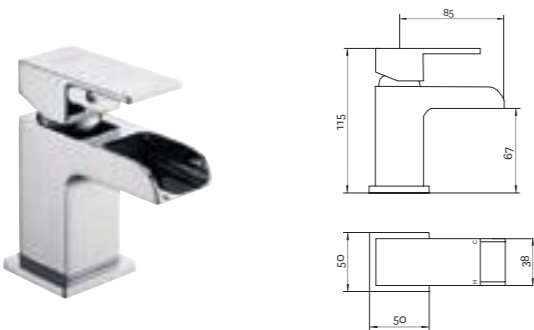
- Ceramic cartridge for smooth operation
- Tilt and turn temperature and flow control



SPA2113/EX Chrome




Ex.VAT £150.00 Inc.VAT £180.00

SPARKLE MK2 MINI MONO BASIN MIXER



INLET CONNECTIONS:
1/2" BSP
WORKING PRESSURE:
0.3 - 5.0 bar

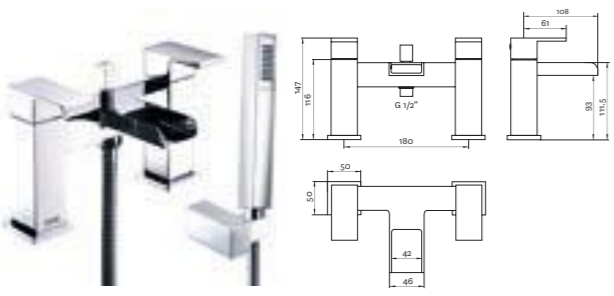
- Ceramic cartridge for smooth operation
- Tilt and turn temperature and flow control



SPA2313 Chrome






Ex.VAT £102.00 Inc.VAT £112.40

SPARKLE MK2 DECK MOUNTED BATH SHOWER MIXER



INLET CONNECTIONS:
3/4" BSP
WORKING PRESSURE:
0.5 - 5.0 bar

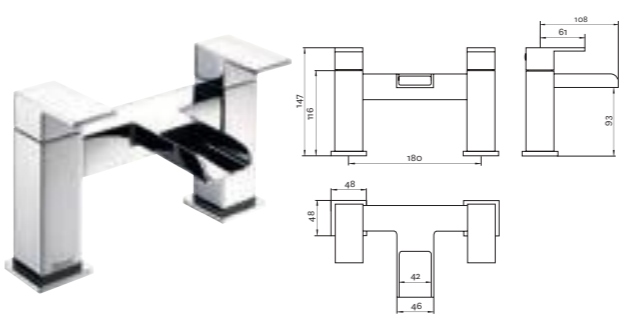
- Comes complete with single mode shower kit and wall bracket
- 1/4 turn ceramic handles ensure a smooth operation



SPA2106 Chrome





Ex.VAT £240.00 Inc.VAT £288.00

SPARKLE MK2 DECK MOUNTED BATH FILLER



INLET CONNECTIONS:
3/4" BSP
WORKING PRESSURE:
0.5 - 5.0 bar

- 1/4 turn ceramic handles ensure a smooth operation



SPA2108 Chrome

Ex.VAT £192.00 Inc.VAT £230.40

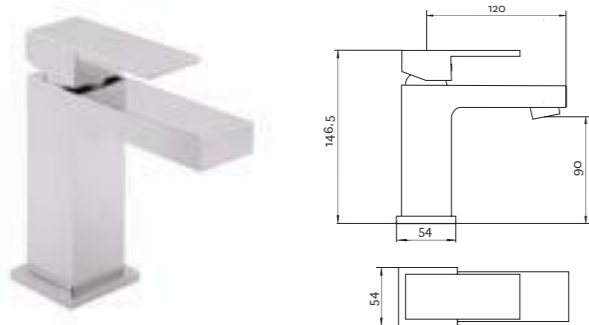


SPARKLE MK2 RANGE SUPPLIED IN FULL COLOUR PACKAGING

DEVA BATHROOM TAPS
SAVVI MK2



SAVVI MK2 MONO BASIN MIXER

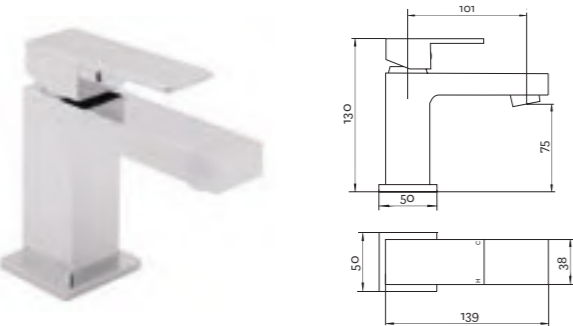


- INLET CONNECTIONS:**
1/2" BSP
- WORKING PRESSURE:**
0.3 - 5.0 bar
- Ceramic cartridge for smooth operation
 - Tilt and turn temperature and flow control
 - Comes complete with press top waste



SAVV2113 Chrome Ex.VAT £110.00 Inc.VAT £132.00

SAVVI MK2 MINI MONO BASIN MIXER

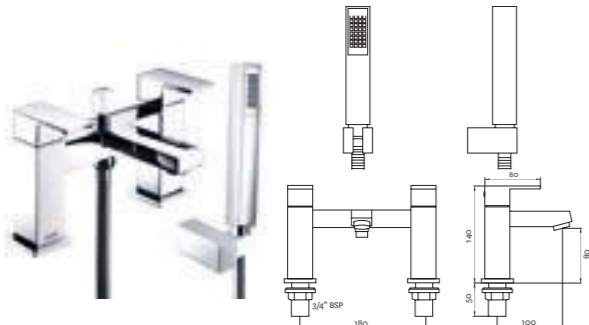


- INLET CONNECTIONS:**
1/2" BSP
- WORKING PRESSURE:**
0.3 - 5.0 bar
- Ceramic cartridge for smooth operation
 - Tilt and turn temperature and flow control



SAVV2313 Chrome Ex.VAT £85.00 Inc.VAT £102.00

SAVVI MK2 DECK MOUNTED BATH SHOWER MIXER

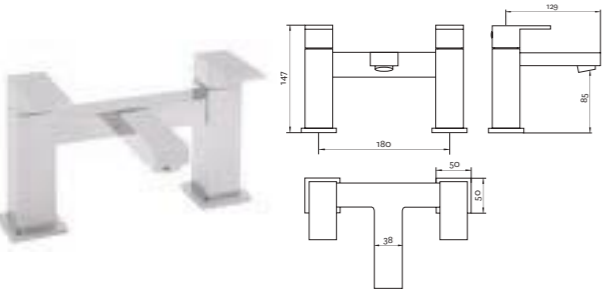


- INLET CONNECTIONS:**
3/4" BSP
- WORKING PRESSURE:**
0.5 - 5.0 bar
- Comes complete with single mode shower kit and wall bracket
 - 1/4 turn ceramic handles ensure a smooth operation



SAVV2106 Chrome Ex.VAT £200.00 Inc.VAT £240.00

SAVVI MK2 DECK MOUNTED BATH FILLER



- INLET CONNECTIONS:**
3/4" BSP
- WORKING PRESSURE:**
0.5 - 5.0 bar
- 1/4 turn ceramic handles ensure a smooth operation



SAVV2108 Chrome Ex.VAT £160.00 Inc.VAT £192.00



WATER
SAVING
TAP FLOW
REGULATORS



Deva offers a range of Enviro-wise™ products that are suitable for application where Part G applies.

Sold in singles

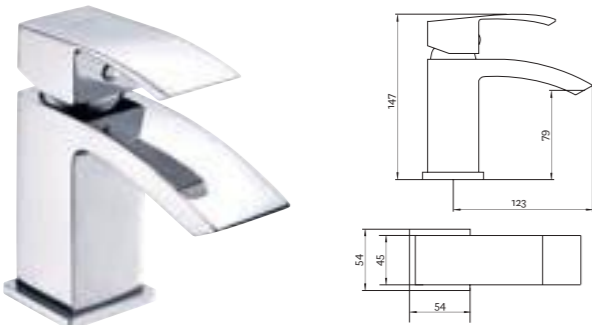
| Code | Description | Ex.VAT | Inc.VAT |
|----------|---|--------|---------|
| FR101-2 | Flow Regulator - For Mono Basin And Sink Mixers – 2 L/min | £3.07 | £3.68 |
| FR101-3 | Flow Regulator - For Mono Basin And Sink Mixers – 3 L/min | £3.07 | £3.68 |
| FR101-4 | Flow Regulator - For Mono Basin And Sink Mixers – 4 L/min | £3.07 | £3.68 |
| FR101-6 | Flow Regulator - For Mono Basin And Sink Mixers – 6 L/min | £3.07 | £3.68 |
| FR101-8 | Flow Regulator - For Mono Basin And Sink Mixers – 8 L/min | £3.07 | £3.68 |
| FR101-9 | Flow Regulator - For Mono Basin And Sink Mixers – 9 L/min | £3.07 | £3.68 |
| FR106-12 | Flow Regulator - For Bath Shower Mixers above 1.0 bar | £7.97 | £9.56 |
| FR106-7 | Flow Regulator - For Bath Shower Mixers above 1.0 bar | £7.97 | £9.56 |

DEVA BATHROOM TAPS

SWOOP MK2



SWOOP MK2 MONO BASIN MIXER



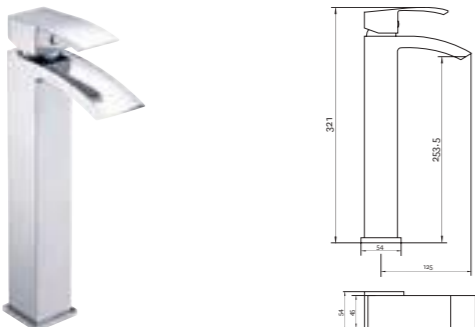
INLET CONNECTIONS:
1/2" BSP
WORKING PRESSURE:
0.3 - 5.0 bar

- Ceramic cartridge for smooth operation
- Tilt and turn temperature and flow control
- Comes complete with press top waste



SWO2113 Chrome Ex.VAT £110.00 Inc.VAT £132.00

SWOOP MK2 TALL MONO BASIN MIXER



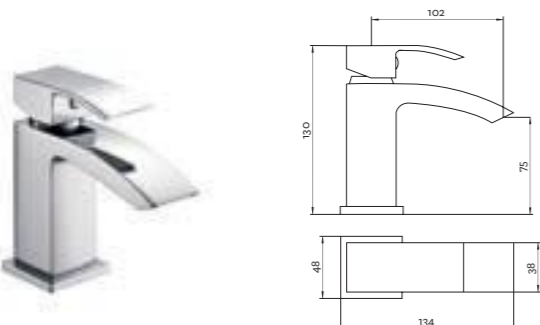
INLET CONNECTIONS:
1/2" BSP
WORKING PRESSURE:
0.3 - 5.0 bar

- Ceramic cartridge for smooth operation
- Tilt and turn temperature and flow control



SWO2113/EX Chrome Ex.VAT £125.00 Inc.VAT £150.00

SWOOP MK2 MINI MONO BASIN MIXER



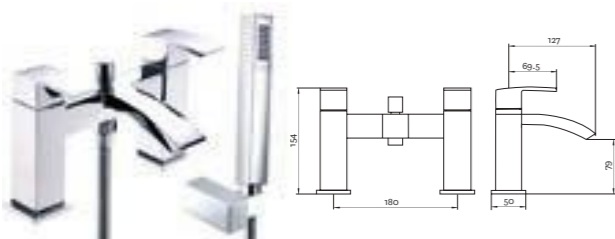
INLET CONNECTIONS:
1/2" BSP
WORKING PRESSURE:
0.3 - 5.0 bar

- Ceramic cartridge for smooth operation
- 1/4 turn ceramic handles ensure a smooth operation



SWO2313 Chrome Ex.VAT £85.00 Inc.VAT £102.00

SWOOP MK2 DECK MOUNTED BATH SHOWER MIXER



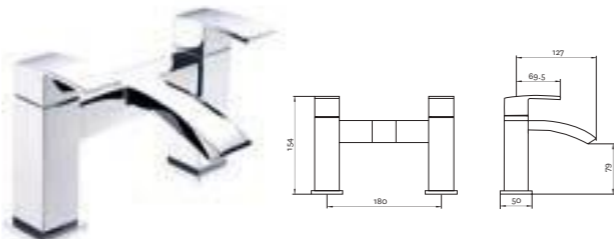
INLET CONNECTIONS:
3/4" BSP
WORKING PRESSURE:
0.5 - 5.0 bar

- 1/4 turn ceramic handles ensure a smooth operation
- Comes complete with single mode shower kit and wall bracket



SWO2106 Chrome Ex.VAT £200.00 Inc.VAT £240.00

SWOOP MK2 DECK MOUNTED BATH FILLER



INLET CONNECTIONS:
15mm copper
WORKING PRESSURE:
0.5 - 5.0 bar

- 1/4 turn ceramic handles ensure a smooth operation



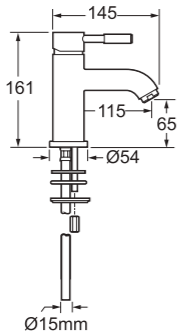
SWO2108 Chrome Ex.VAT £160.00 Inc.VAT £192.00

SWOOP RANGE
SUPPLIED IN
FULL COLOUR
PACKAGING

DEVA BATHROOM TAPS
VISION



VISION MONO BASIN MIXER



INLET CONNECTIONS:
15mm copper
WORKING PRESSURE:
0.3 - 5.0 bar

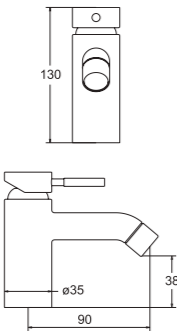
- Ceramic cartridge for smooth operation
- Tilt and turn temperature and flow control
- Comes complete with press top waste



VSN113 Chrome

Ex.VAT £161.35 Inc.VAT £193.62

VISION MINI MONO BASIN MIXER



INLET CONNECTIONS:
½" BSP
WORKING PRESSURE:
0.2 - 5.0 bar

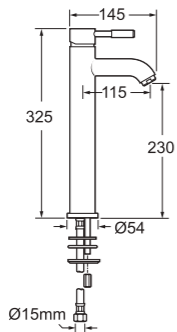
- Ceramic cartridge for smooth operation
- Tilt and turn temperature and flow control



VSN313 Chrome

Ex.VAT £109.81 Inc.VAT £131.77

VISION TALL MONO BASIN MIXER



INLET CONNECTIONS:
15mm copper
WORKING PRESSURE:
0.3 - 5.0 bar

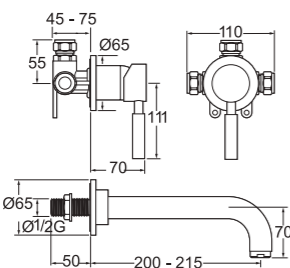
- Ceramic cartridge for smooth operation
- Tilt and turn temperature and flow control



VSN113/EX Chrome

Ex.VAT £244.77 Inc.VAT £293.72

VISION WALL MOUNTED BASIN MIXER



INLET CONNECTIONS:
½" BSP
WORKING PRESSURE:
0.3 - 5.0 bar

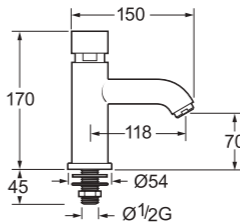
- Ceramic cartridge for smooth operation
- Tilt and turn temperature and flow control



VSN122 Chrome

Ex.VAT £187.11 Inc.VAT £224.53

NON CONCUSSIVE VISION SELF CLOSING
BASIN TAP



INLET CONNECTIONS:
½" BSP
WORKING PRESSURE:
0.3 - 5.0 bar

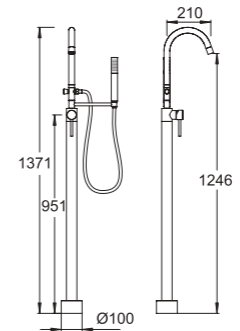
- Sold as singles
- Pre set automatic shut off after approximately 10 seconds
- Recommended for use with a blending valve see page 151



VSN123 Chrome

Ex.VAT £115.95 Inc.VAT £139.14

VISION MONO BATH SHOWER MIXER FLOOR
MOUNTED



INLET CONNECTIONS:
½" BSP
WORKING PRESSURE:
1.0 - 5.0 bar

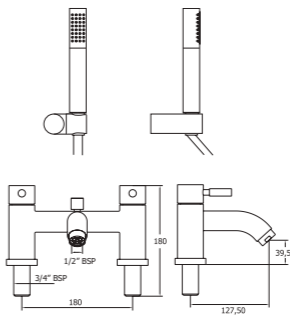
- Ceramic cartridge for smooth operation
- Mono bath shower mixer with floor mounted stand pipe
- Tilt and turn temperature and flow control
- Includes diverter, hose and handset



VSN 1S Chrome

Ex.VAT £322.08 Inc.VAT £386.50

VISION DECK MOUNTED BATH SHOWER
MIXER



INLET CONNECTIONS:
¾" BSP
WORKING PRESSURE:
0.5 - 5.0 bar

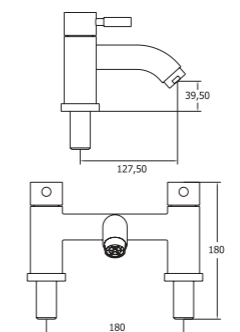
- Comes complete with single mode shower kit and wall bracket
- ¼ turn ceramic handles ensure a smooth operation



VSN206 Chrome

Ex.VAT £244.77 Inc.VAT £293.72

VISION DECK MOUNTED BATH FILLER



INLET CONNECTIONS:
¾" BSP
WORKING PRESSURE:
0.3 - 5.0 bar

- ¼ turn ceramic handles ensure a smooth operation



VSN208 Chrome

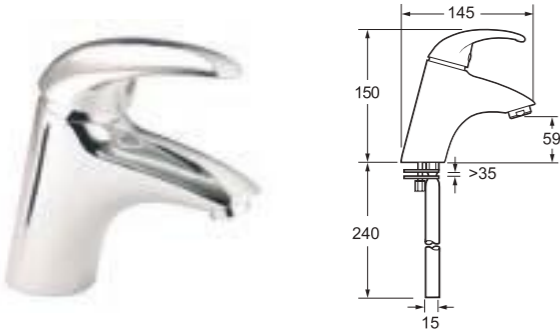
Ex.VAT £193.25 Inc.VAT £231.90

DEVA BATHROOM TAPS

ELAN



ELAN MONO BASIN MIXER



INLET CONNECTIONS:
15mm copper
WORKING PRESSURE:
0.3 - 5.0 bar

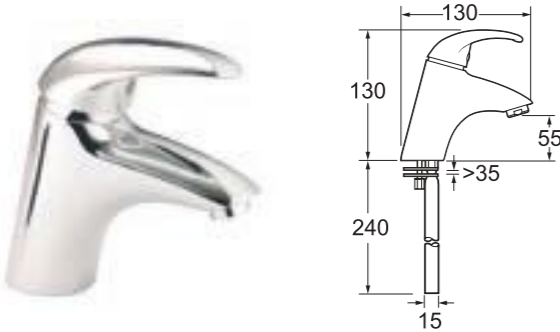
- Ceramic cartridge for smooth operation
- Tilt and turn temperature and flow control
- Comes complete with press top waste



ELAN113 Chrome

Ex.VAT £109.81 Inc.VAT £131.77

ELAN MINI MONO BASIN MIXER



INLET CONNECTIONS:
15mm Copper
WORKING PRESSURE:
0.3 - 5.0 bar

- Ceramic cartridge for smooth operation
- Tilt and turn temperature and flow control

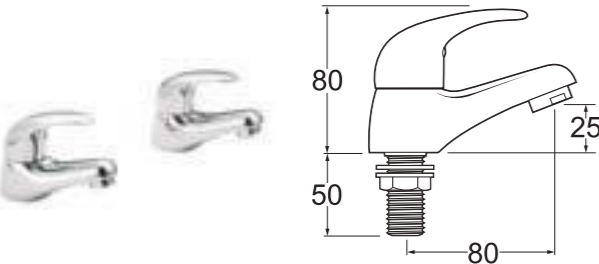


ELAN313 Chrome

Ex.VAT £91.42 Inc.VAT £109.70

water label L/Min 18

ELAN BASIN TAPS



INLET CONNECTIONS:
½" BSP
WORKING PRESSURE:
0.2 - 5.0 bar

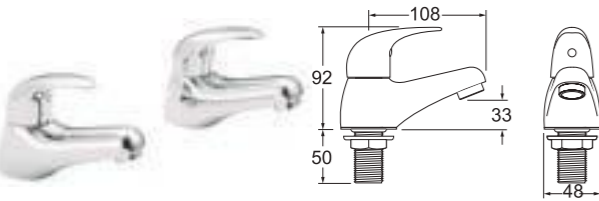


ELAN101 Chrome

Ex.VAT £77.30 Inc.VAT £92.76

water label L/Min 43.8

ELAN BATH TAPS



INLET CONNECTIONS:
¾" BSP
WORKING PRESSURE:
0.3 - 5.0 bar

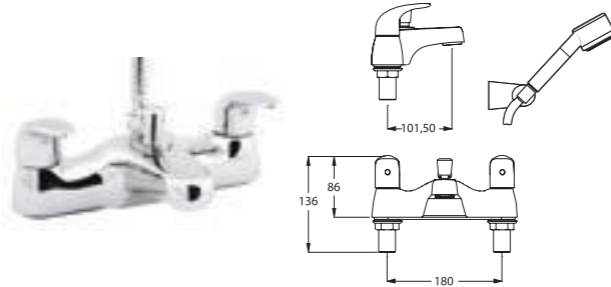
- Optimised for bath filling



ELAN102 Chrome

Ex.VAT £90.19 Inc.VAT £108.23

ELAN DECK MOUNTED BATH SHOWER MIXER



INLET CONNECTIONS:
¾" BSP
WORKING PRESSURE:
0.5 - 5.0 bar

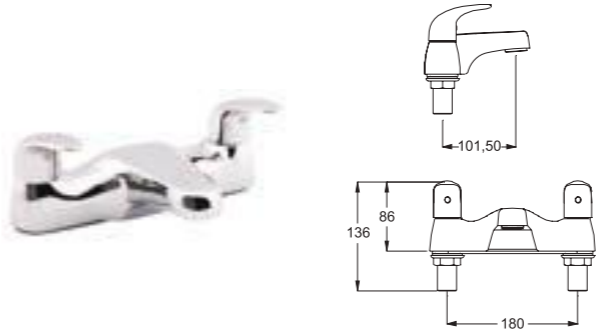
- Comes complete with single mode shower kit and wall bracket



ELAN106/DM Chrome

Ex.VAT £153.38 Inc.VAT £184.06

ELAN DECK MOUNTED BATH FILLER



INLET CONNECTIONS:
¾" BSP
WORKING PRESSURE:
0.3 - 5.0 bar



ELAN108 Chrome

Ex.VAT £122.70 Inc.VAT £147.24

NEW (H) Family 1/4

NEW (H) 1 1/4

Ex.VAT £175.00 Inc.VAT £210.00



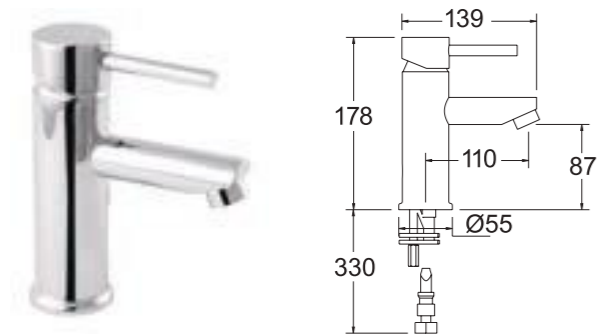
Zonos

**ZONOS RANGE
SUPPLIED IN
FULL COLOUR
PACKAGING**

DEVA BATHROOM TAPS
INSIGNIA



INSIGNIA MONO BASIN MIXER



INLET CONNECTIONS:
½" BSP
WORKING PRESSURE:
0.2 - 5.0 bar

- Ceramic cartridge for smooth operation
- Tilt and turn temperature and flow control
- Comes complete with press top waste

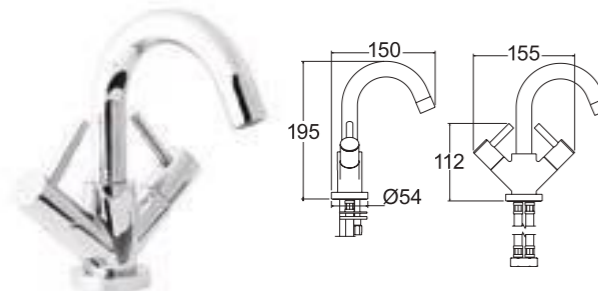


INS113 Chrome

water label L/Min 18

Ex.VAT £103.06 Inc.VAT £123.67

INSIGNIA MONO BASIN MIXER



INLET CONNECTIONS:
½" BSP
WORKING PRESSURE:
0.2 - 5.0 bar

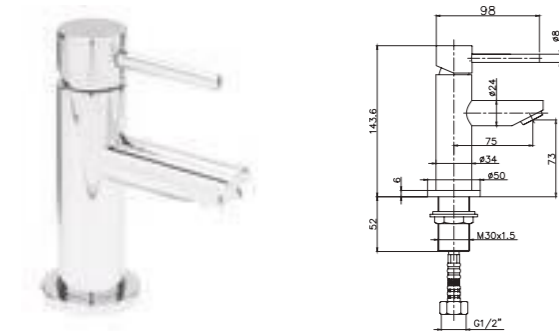
- Ceramic cartridge for smooth operation
- Comes complete with press top waste



INS120 Chrome

Ex.VAT £103.06 Inc.VAT £123.67

INSIGNIA MINI MONO BASIN MIXER



INLET CONNECTIONS:
½" BSP
WORKING PRESSURE:
0.2 - 5.0 bar

- Ceramic cartridge for smooth operation
- Tilt and turn temperature and flow control



INS313 Chrome

water label L/Min 10.2

Ex.VAT £73.62 Inc.VAT £88.34

INSIGNIA BASIN TAPS



INLET CONNECTIONS:
½" BSP
WORKING PRESSURE:
0.2 - 5.0 bar

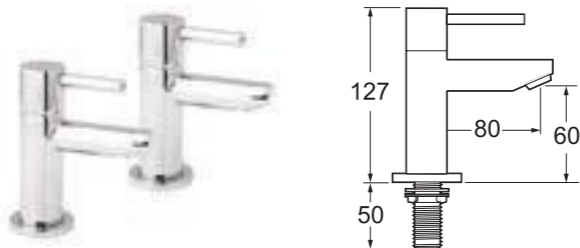
- ¼ turn ceramic handles ensure a smooth operation



INS101 Chrome

Ex.VAT £77.30 Inc.VAT £92.76

INSIGNIA BATH TAPS



INLET CONNECTIONS:
¾" BSP
WORKING PRESSURE:
0.2 - 5.0 bar

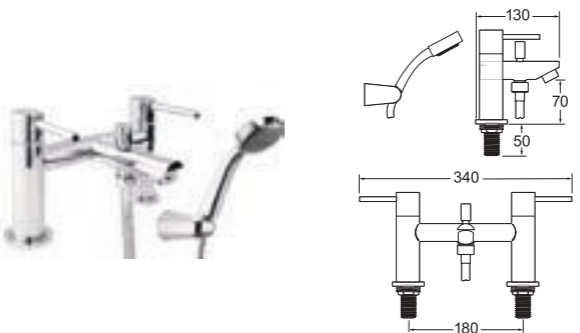
- Optimised for bath filling



INS102 Chrome

Ex.VAT £90.19 Inc.VAT £108.23

INSIGNIA DECK MOUNTED BATH SHOWER MIXER



INLET CONNECTIONS:
¾" BSP
WORKING PRESSURE:
0.5 - 5.0 bar

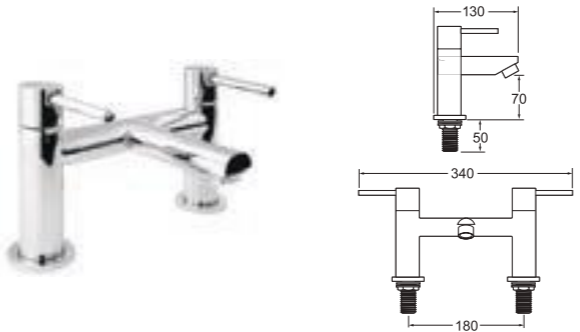
- Comes complete with single mode shower kit and wall bracket



INS106 Chrome

Ex.VAT £161.35 Inc.VAT £193.62

INSIGNIA DECK MOUNTED BATH FILLER



INLET CONNECTIONS:
¾" BSP
WORKING PRESSURE:
0.2 - 5.0 bar



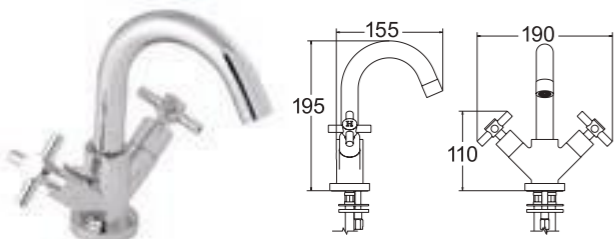
INS108 Chrome

Ex.VAT £141.71 Inc.VAT £170.05

DEVA BATHROOM TAPS
MOTIF



MOTIF MONO BASIN MIXER



INLET CONNECTIONS:
1/2" BSP
WORKING PRESSURE:
0.2 - 5.0 bar

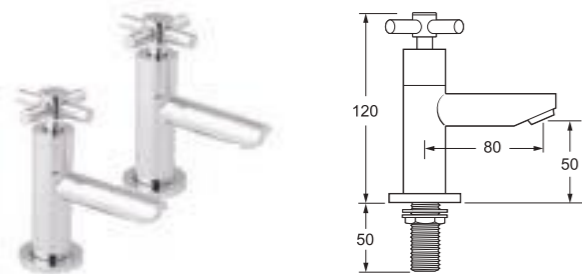
- Comes complete with press top waste
- 1/4 turn ceramic handles ensure a smooth operation



MOT113 Chrome

Ex.VAT £103.06 Inc.VAT £123.67

MOTIF BASIN TAPS



INLET CONNECTIONS:
1/2" BSP
WORKING PRESSURE:
0.2 - 5.0 bar

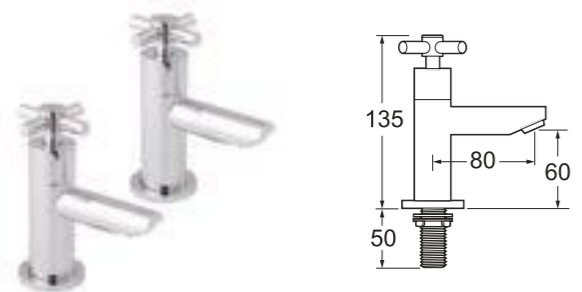
- 1/4 turn ceramic handles ensure a smooth operation



MOT101 Chrome

Ex.VAT £77.30 Inc.VAT £92.76

MOTIF BATH TAPS



INLET CONNECTIONS:
3/4" BSP
WORKING PRESSURE:
0.2 - 5.0 bar

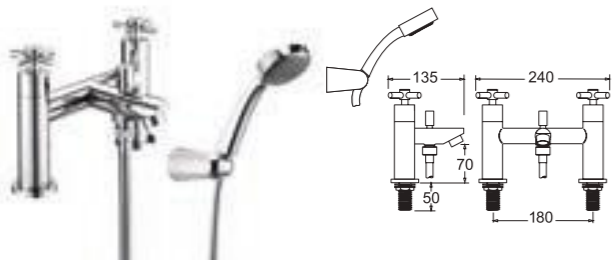
- 1/4 turn ceramic handles ensure a smooth operation
- Optimised for bath filling



MOT102 Chrome

Ex.VAT £90.19 Inc.VAT £108.23

MOTIF DECK MOUNTED BATH SHOWER MIXER



INLET CONNECTIONS:
3/4" BSP
WORKING PRESSURE:
0.2 - 5.0 bar

- Comes complete with single mode shower kit and wall bracket
- 1/4 turn ceramic handles ensure a smooth operation



MOT106 Chrome

Ex.VAT £161.35 Inc.VAT £193.62

MOTIF DECK MOUNTED BATH FILLER



INLET CONNECTIONS:
3/4" BSP
WORKING PRESSURE:
0.2 - 5.0 bar

- 1/4 turn ceramic handles ensure a smooth operation



MOT108 Chrome

Ex.VAT £141.71 Inc.VAT £170.05

DESKTOP
MOBILE
TABLET



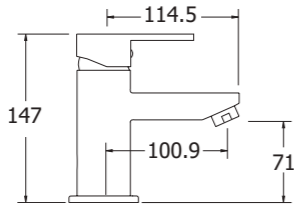
NEW
MOBILE & TABLET
FRIENDLY WEBSITE
COMING SOON

DEVA BATHROOM TAPS

ETHOS



ETHOS MONO BASIN MIXER



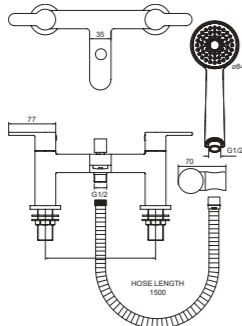
INLET CONNECTIONS:
½" BSP
WORKING PRESSURE:
0.3 - 5.0 bar

- Ceramic cartridge for smooth operation
- Tilt and turn temperature and flow control
- Comes complete with press top waste



ETH113 Chrome Ex.VAT £83.33 Inc.VAT £100.00

ETHOS DECK MOUNTED BATH SHOWER MIXER



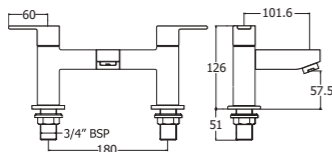
INLET CONNECTIONS:
¾" BSP
WORKING PRESSURE:
0.5 - 5.0 bar

- Comes complete with single mode shower kit and wall bracket
- ¼ turn ceramic handles ensure a smooth operation



ETH106 Chrome Ex.VAT £150.00 Inc.VAT £180.00

ETHOS DECK MOUNTED BATH FILLER



INLET CONNECTIONS:
¾" BSP
WORKING PRESSURE:
0.5 - 5.0 bar

- ¼ turn ceramic handles ensure a smooth operation



ETH108 Chrome Ex.VAT £116.67 Inc.VAT £140.00



Ethos

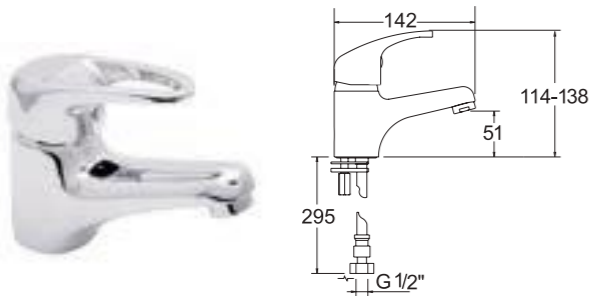
ETHOS RANGE
SUPPLIED IN
FULL COLOUR
PACKAGING

DEVA BATHROOM TAPS

LACE



LACE MONO BASIN MIXER

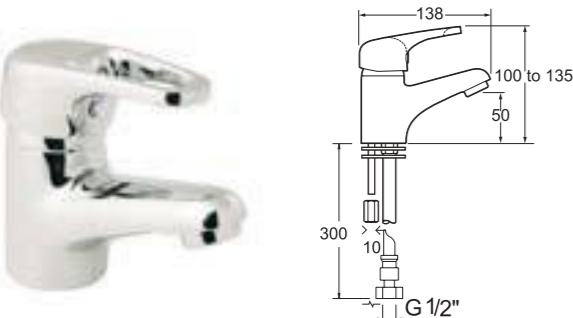


- INLET CONNECTIONS:**
1/2" BSP
- WORKING PRESSURE:**
0.2 - 5.0 bar
- Ceramic cartridge for smooth operation
 - Tilt and turn temperature and flow control
 - Comes complete with press top waste



LACE113 Chrome Ex.VAT £73.85 Inc.VAT £88.62

LACE MINI MONO BASIN MIXER

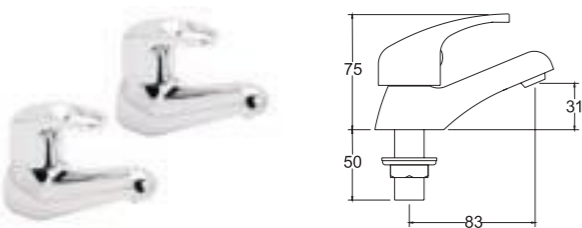


- INLET CONNECTIONS:**
1/2" BSP
- WORKING PRESSURE:**
0.3 - 5.0 bar
- Ceramic cartridge for smooth operation
 - Tilt and turn temperature and flow control



LACE313 Chrome Ex.VAT £53.49 Inc.VAT £64.19

LACE BASIN TAPS

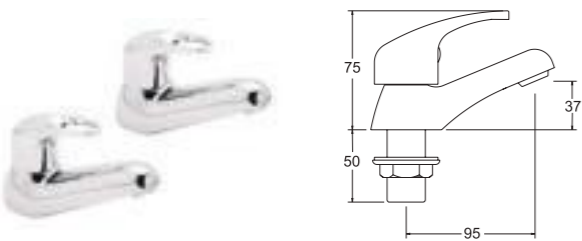


- INLET CONNECTIONS:**
1/2" BSP
- WORKING PRESSURE:**
0.2 - 5.0 bar
- 1/4 turn ceramic handles ensure a smooth operation



LACE101 Chrome Ex.VAT £53.49 Inc.VAT £64.19

LACE BATH TAPS

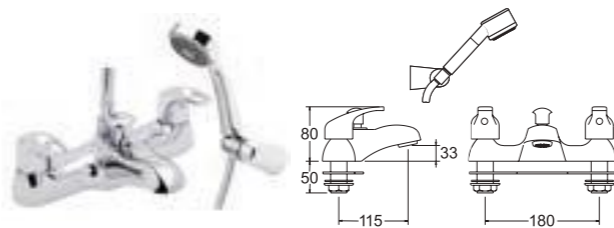


- INLET CONNECTIONS:**
3/4" BSP
- WORKING PRESSURE:**
0.2 - 5.0 bar
- 1/4 turn ceramic handles ensure a smooth operation
 - Optimised for bath filling



LACE102 Chrome Ex.VAT £66.84 Inc.VAT £80.21

LACE DECK MOUNTED BATH SHOWER MIXER

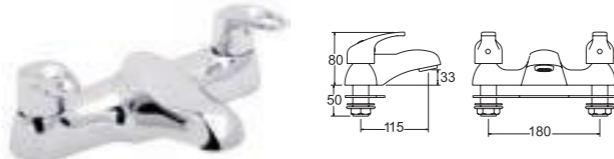


- INLET CONNECTIONS:**
3/4" BSP
- WORKING PRESSURE:**
0.5 - 5.0 bar
- Comes complete with single mode shower kit and wall bracket
 - 1/4 turn ceramic handles ensure a smooth operation



LACE106 Chrome Ex.VAT £127.33 Inc.VAT £152.80

LACE DECK MOUNTED BATH FILLER



- INLET CONNECTIONS:**
3/4" BSP
- WORKING PRESSURE:**
0.5 - 5.0 bar
- 1/4 turn ceramic handles ensure a smooth operation



LACE108 Chrome Ex.VAT £106.95 Inc.VAT £128.34

LACE MONO BASIN MIXER

12 YEAR
GUARANTEE
ON ALL DEVA
CHROME TAPS
*TERMS APPLY

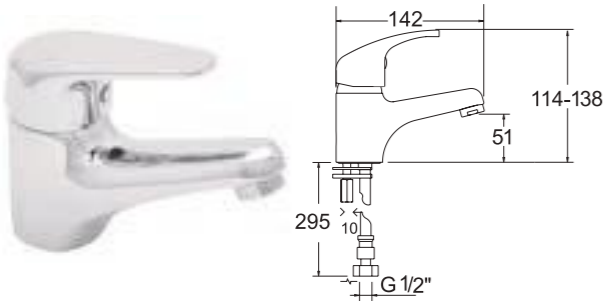


DEVA BATHROOM TAPS

ADORE



ADORE MONO BASIN MIXER



A clever two step cartridge that offers 'full flow' and 'reduced flow' settings, reducing water consumption by 80% when used in reduced flow compared to a standard tap cartridge.

INLET CONNECTIONS:
1/2" BSP
WORKING PRESSURE:
0.2 - 5.0 bar

- Ceramic cartridge for smooth operation
- Tilt and turn temperature and flow control
- Comes complete with press top waste
- Enviro-klick (/EK) is a two step cartridge that offers 'full' and 'reduced' flow compared to a standard cartridge

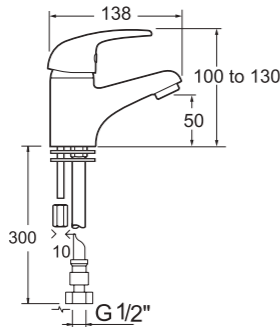


ADORE113 Chrome Ex.VAT £73.85 Inc.VAT £88.62

ADORE113/501 Gold Ex.VAT £112.04 Inc.VAT £134.45

ADORE113/EK Chrome Ex.VAT £73.85 Inc.VAT £88.62

ADORE MINI MONO BASIN MIXER



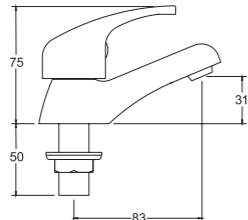
INLET CONNECTIONS:
1/2" BSP
WORKING PRESSURE:
0.3 - 5.0 bar

- Ceramic cartridge for smooth operation
- Tilt and turn temperature and flow control



ADORE313 Chrome Ex.VAT £53.49 Inc.VAT £64.19

ADORE BASIN TAPS



INLET CONNECTIONS:
1/2" BSP
WORKING PRESSURE:
0.2 - 5.0 bar

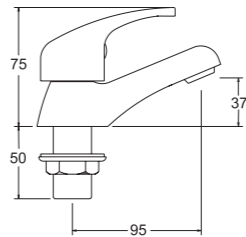
- 1/4 turn ceramic handles ensure a smooth operation



ADORE101 Chrome Ex.VAT £53.49 Inc.VAT £64.19

ADORE101/501 Gold Ex.VAT £84.88 Inc.VAT £101.86

ADORE BATH TAPS



INLET CONNECTIONS:
3/4" BSP
WORKING PRESSURE:
0.2 - 5.0 bar

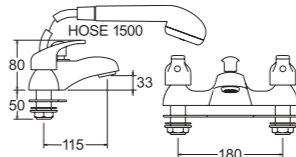
- 1/4 turn ceramic handles ensure a smooth operation
- Optimised for bath filling



ADORE102 Chrome Ex.VAT £66.84 Inc.VAT £80.21

ADORE102/501 Gold Ex.VAT £92.32 Inc.VAT £110.78

ADORE DECK MOUNTED BATH SHOWER MIXER



INLET CONNECTIONS:
3/4" BSP
WORKING PRESSURE:
0.5 - 5.0 bar

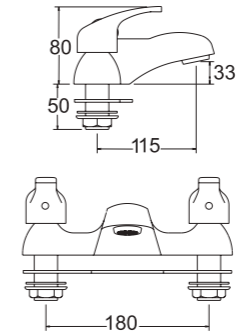
- Comes complete with single mode shower kit and wall bracket
- 1/4 turn ceramic handles ensure a smooth operation



ADORE106 Chrome Ex.VAT £127.33 Inc.VAT £152.80

ADORE106/501 Gold Ex.VAT £191.00 Inc.VAT £229.20

ADORE DECK MOUNTED BATH FILLER



INLET CONNECTIONS:
3/4" BSP
WORKING PRESSURE:
0.5 - 5.0 bar

- 1/4 turn ceramic handles ensure a smooth operation



ADORE108 Chrome Ex.VAT £106.95 Inc.VAT £128.34

ADORE108/501 Gold Ex.VAT £157.88 Inc.VAT £189.46

ADORE
MONO
BASIN
MIXER

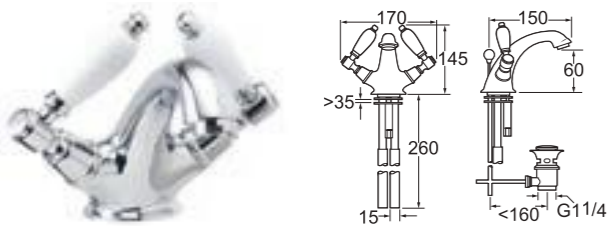
12 YEAR
GUARANTEE
ON ALL DEVA
CHROME TAPS
*TERMS APPLY



DEVA BATHROOM TAPS
GEORGIAN

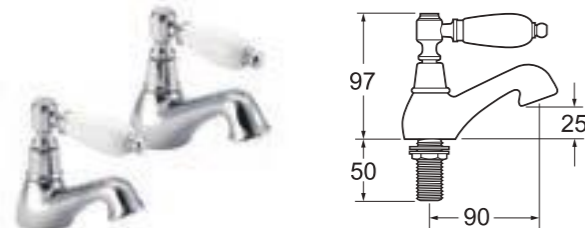


GEORGIAN MONO BASIN MIXER WITH POP UP WASTE



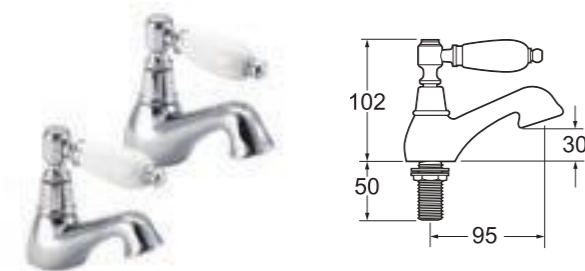
INLET CONNECTIONS: 15mm
WORKING PRESSURE: 0.1 - 5.0 bar
• Comes complete with a lever operated pop up waste
GE04 Chrome Ex.VAT £193.25 Inc.VAT £231.90
GE04/501 Gold Ex.VAT £238.74 Inc.VAT £286.49

GEORGIAN BASIN TAPS



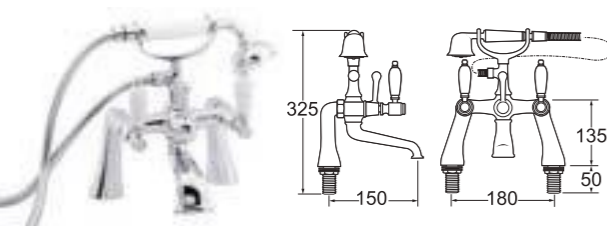
INLET CONNECTIONS: 1/2 inch BSP
WORKING PRESSURE: 0.1 - 5.0 bar
• 1/4 turn ceramic handles ensure a smooth operation
GE01 Chrome Ex.VAT £96.94 Inc.VAT £116.33
GE01/501 Gold Ex.VAT £126.06 Inc.VAT £151.27

GEORGIAN BATH TAPS



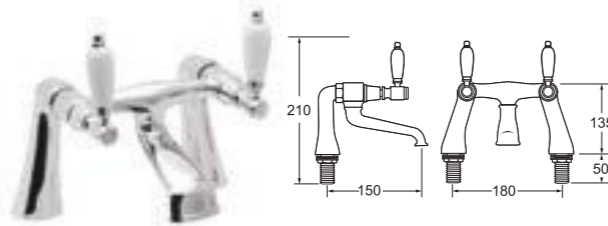
INLET CONNECTIONS: 3/4 inch BSP
WORKING PRESSURE: 0.3 - 5.0 bar
• 1/4 turn ceramic handles ensure a smooth operation
• Optimised for bath filling
GE02 Chrome Ex.VAT £115.95 Inc.VAT £139.14
GE02/501 Gold Ex.VAT £145.79 Inc.VAT £174.95

GEORGIAN PILLAR MOUNTED BATH SHOWER MIXER



INLET CONNECTIONS: 3/4 inch BSP
WORKING PRESSURE: 0.3 - 5.0 bar
• Comes complete with single mode shower kit and wall bracket
• Product can be wall mounted or deck mounted
• 1/4 turn ceramic handles ensure a smooth operation
GE03 Chrome Ex.VAT £425.14 Inc.VAT £510.17
GE03/501 Gold Ex.VAT £504.85 Inc.VAT £605.82

GEORGIAN PILLAR MOUNTED BATH FILLER



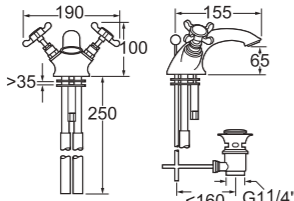
INLET CONNECTIONS: 3/4 inch BSP
WORKING PRESSURE: 0.3 - 5.0 bar
• Product can be wall or deck mounted
• 1/4 turn ceramic handles ensure a smooth operation
GE08 Chrome Ex.VAT £296.32 Inc.VAT £355.58
GE08/501 Gold Ex.VAT £358.43 Inc.VAT £430.12

GEORGIAN PILLAR MOUNTED BATH SHOWER MIXER
12 YEAR GUARANTEE ON ALL DEVA CHROME TAPS
*TERMS APPLY

DEVA BATHROOM TAPS
CORONATION



CORONATION MONO BASIN MIXER WITH
POP UP WASTE



INLET CONNECTIONS:
15mm copper
WORKING PRESSURE:
0.1 - 5.0 bar

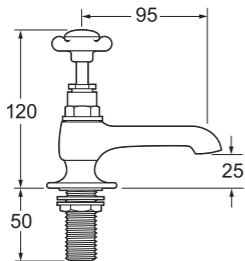
- Comes complete with a lever operated pop up waste



CR24 Chrome Ex.VAT £161.35 Inc.VAT £193.62

CR24/501 Gold Ex.VAT £205.64 Inc.VAT £246.77

CORONATION BASIN TAPS



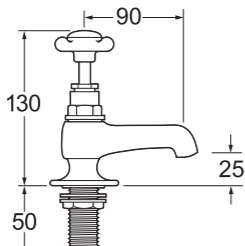
INLET CONNECTIONS:
1/2" BSP
WORKING PRESSURE:
0.1 - 5.0 bar



CR19 Chrome Ex.VAT £77.30 Inc.VAT £92.76

CR19/501 Gold Ex.VAT £105.68 Inc.VAT £126.82

CORONATION BATH TAPS



INLET CONNECTIONS:
3/4" BSP
WORKING PRESSURE:
0.1 - 5.0 bar

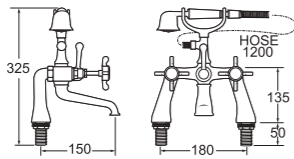
- Optimised for bath filling



CR20 Chrome Ex.VAT £96.94 Inc.VAT £116.33

CR20/501 Gold Ex.VAT £126.06 Inc.VAT £151.27

CORONATION PILLAR MOUNTED BATH
SHOWER MIXER



INLET CONNECTIONS:
3/4" BSP
WORKING PRESSURE:
0.5 - 5.0 bar

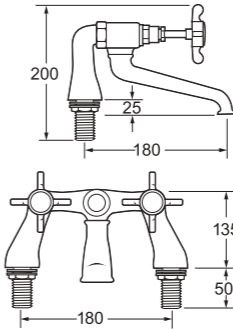
- Comes complete with single mode shower kit and wall bracket
- Product can be wall mounted or deck mounted



CR23 Chrome Ex.VAT £322.08 Inc.VAT £386.50

CR23/501 Gold Ex.VAT £397.89 Inc.VAT £477.47

CORONATION BATH FILLER



INLET CONNECTIONS:
3/4" BSP
WORKING PRESSURE:
0.1 - 5.0 bar

- Product can be wall mounted or deck mounted



CR26 Chrome Ex.VAT £244.77 Inc.VAT £293.72

CR26/501 Gold Ex.VAT £304.95 Inc.VAT £365.94

CORONATION
PILLAR
MOUNTED
BATH SHOWER
MIXER



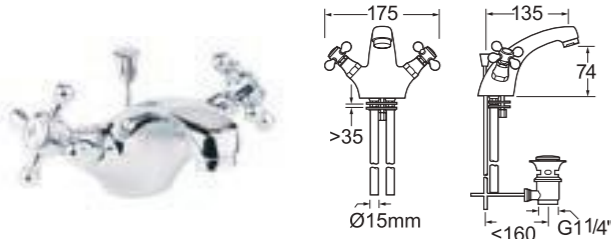
12 YEAR
GUARANTEE
ON ALL DEVA
CHROME TAPS

*TERMS APPLY

DEVA BATHROOM TAPS
TUDOR



TUDOR MONO BASIN MIXER WITH POP UP WASTE



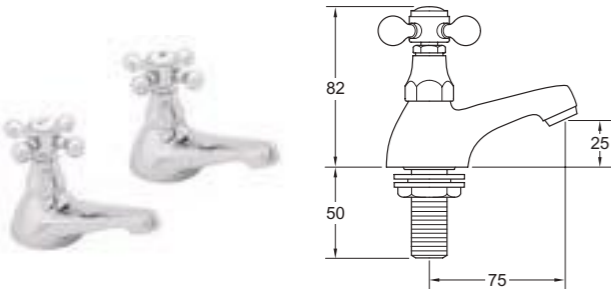
INLET CONNECTIONS:
15mm
WORKING PRESSURE:
0.1 - 5.0 bar

- Comes complete with a lever operated pop up waste



| | |
|-----------------|--------------------------------|
| TUD113 Chrome | Ex.VAT £90.19 Inc.VAT £108.23 |
| TUD113/501 Gold | Ex.VAT £131.79 Inc.VAT £158.15 |

TUDOR BASIN TAPS

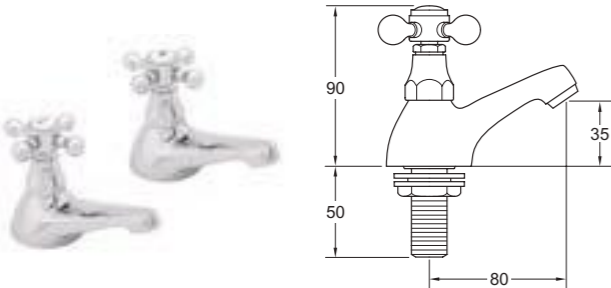


INLET CONNECTIONS:
1/2" BSP
WORKING PRESSURE:
0.1 - 5.0 bar



| | |
|----------------|------------------------------|
| TUD01 Chrome | Ex.VAT £36.19 Inc.VAT £43.43 |
| TUD01/501 Gold | Ex.VAT £63.02 Inc.VAT £75.62 |

TUDOR BATH TAPS



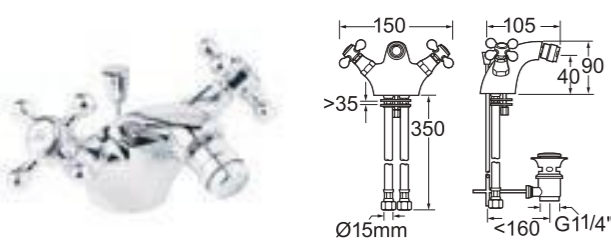
INLET CONNECTIONS:
3/4" BSP
WORKING PRESSURE:
0.1 - 5.0 bar

- Optimised for bath filling



| | |
|----------------|------------------------------|
| TUD02 Chrome | Ex.VAT £38.65 Inc.VAT £46.38 |
| TUD02/501 Gold | Ex.VAT £65.57 Inc.VAT £78.68 |

TUDOR BIDET MIXER WITH POP UP WASTE



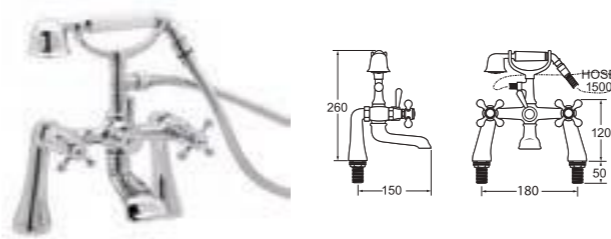
INLET CONNECTIONS:
1/2" BSP
WORKING PRESSURE:
0.1 - 5.0 bar

- Comes complete with a lever operated pop up waste



| | |
|-----------------|--------------------------------|
| TUD114 Chrome | Ex.VAT £103.06 Inc.VAT £123.67 |
| TUD114/501 Gold | Ex.VAT £145.15 Inc.VAT £174.18 |

TUDOR PILLAR MOUNTED BATH SHOWER MIXER



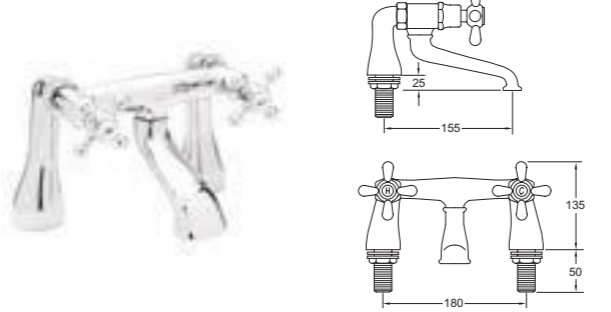
INLET CONNECTIONS:
3/4" BSP
WORKING PRESSURE:
0.3 - 5.0 bar

- Comes complete with single mode shower kit
- Product can be wall mounted or deck mounted



| | |
|----------------|--------------------------------|
| TUD03 Chrome | Ex.VAT £154.60 Inc.VAT £185.52 |
| TUD03/501 Gold | Ex.VAT £224.10 Inc.VAT £268.92 |

TUDOR PILLAR MOUNTED BATH FILLER



INLET CONNECTIONS:
3/4" BSP
WORKING PRESSURE:
0.3 - 5.0 bar

- Product can be wall mounted or deck mounted



| | |
|----------------|--------------------------------|
| TUD08 Chrome | Ex.VAT £122.70 Inc.VAT £147.24 |
| TUD08/501 Gold | Ex.VAT £178.26 Inc.VAT £213.91 |

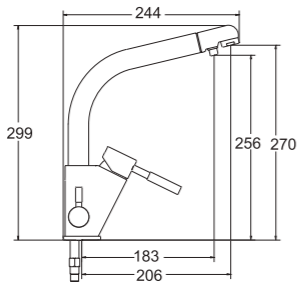
TUDOR PILLAR MOUNTED BATH SHOWER MIXER

12 YEAR
GUARANTEE
ON ALL DEVA
CHROME TAPS

*TERMS APPLY



STR3AM MONO WATER FILTER TAP



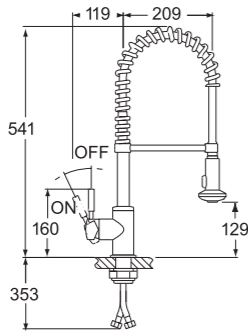
INLET CONNECTIONS:
1/2" BSP
WORKING PRESSURE:
0.5 - 5.0 bar



WFMS001 Chrome Ex.VAT £334.96 Inc.VAT £401.95
FILTER 001 White Ex.VAT £25.16 Inc.VAT £30.19

- Ceramic cartridge
- Features two separate outlets to prevent cross contamination of filtered water
- Drinking water outlet is filtered by a Deva water filter (FILTER 001). Replacement filter needed every 6 months
- Tilt and turn temperature and flow control

SLINKY MONO SINK MIXER



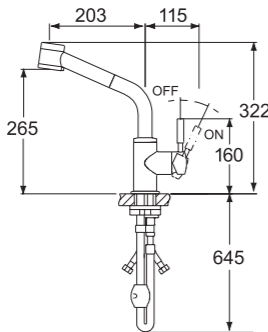
INLET CONNECTIONS:
1/2" BSP
WORKING PRESSURE:
1.0 - 5.0 bar



SLINKY118 Chrome Ex.VAT £290.17 Inc.VAT £348.20

- Ceramic cartridge
- Swivel spout and pull out rinser
- Tilt and turn temperature and flow control
- Two functions - standard flow and spray

VISION SINK MIXER WITH PULL OUT RINSER



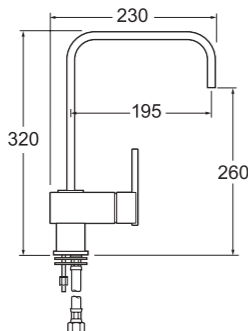
INLET CONNECTIONS:
1/2" BSP
WORKING PRESSURE:
1.0 - 5.0 bar



VSN115 Chrome Ex.VAT £231.90 Inc.VAT £278.28

- Ceramic cartridge
- Swivel spout and pull out rinser
- Tilt and turn temperature and flow control
- Two functions - standard flow and spray

EDGE MONO SINK MIXER



INLET CONNECTIONS:
1/2" BSP
WORKING PRESSURE:
1.5 - 5.0 bar

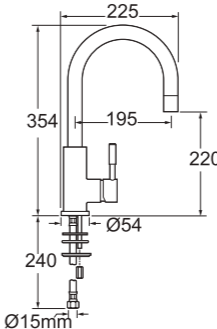


EDGE118 Chrome Ex.VAT £219.01 Inc.VAT £262.81

- Ceramic cartridge
- Tilt and turn temperature and flow control
- Swivel spout

water label L/Min 17.9

VISION MONO SINK MIXER WITH ARCH SPOUT



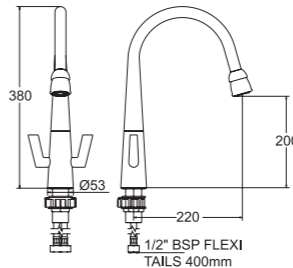
INLET CONNECTIONS:
15mm
WORKING PRESSURE:
0.3 - 5.0 bar



VSN104 Chrome Ex.VAT £200.00 Inc.VAT £240.00

- Ceramic cartridge
- Tilt and turn temperature and flow control

FLUGEL MONO SINK MIXER



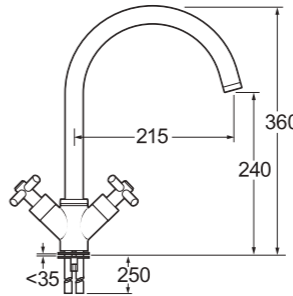
INLET CONNECTIONS:
1/2" BSP
WORKING PRESSURE:
1.0 - 5.0 bar



FLU115 Chrome Ex.VAT £231.90 Inc.VAT £278.28

- Swivel spout
- Adjustable spray for versatility

EXPRESSION MONO SINK MIXER



INLET CONNECTIONS:
1/2" BSP
WORKING PRESSURE:
0.2 - 5.0 bar

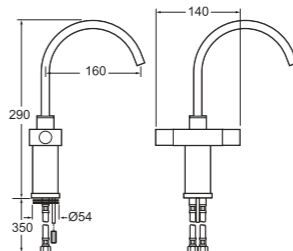


EPR104 Chrome Ex.VAT £200.00 Inc.VAT £240.00

- Swivel spout

water label L/Min 26.5

EDGE MONO SINK MIXER



INLET CONNECTIONS:
1/2" BSP
WORKING PRESSURE:
0.5 - 5.0 bar

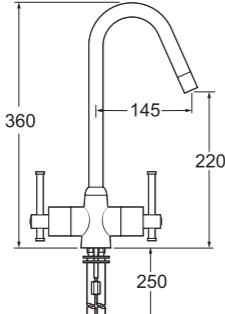


EDGE104 Chrome Ex.VAT £174.23 Inc.VAT £209.08

- Swivel spout

water label L/Min 10.2

TAURS MONO SINK MIXER



INLET CONNECTIONS:
1/2" BSP
WORKING PRESSURE:
0.3 - 5.0 bar

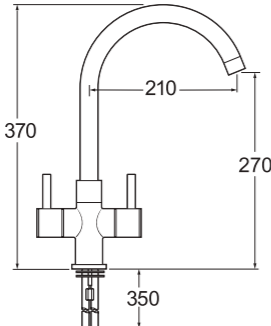
- Swivel spout



TAUR130 Chrome

Ex.VAT £153.38 Inc.VAT £184.06

METROPOLIS MONO SINK MIXER



INLET CONNECTIONS:
1/2" BSP
WORKING PRESSURE:
0.3 - 5.0 bar

- Swivel spout
- Dual Flow



MET172 Chrome

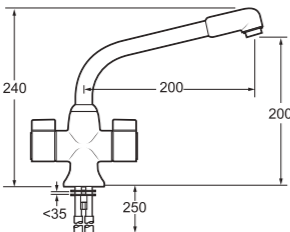
Ex.VAT £147.23 Inc.VAT £176.68

MET172/BC Brushed Chrome

Ex.VAT £197.33 Inc.VAT £236.80

water label L/Min 18

PUFFIN MONO SINK MIXER



INLET CONNECTIONS:
1/2" BSP
WORKING PRESSURE:
0.2 - 5.0 bar

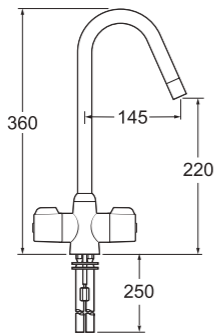
- Swivel spout and divided flow



PUF130/CP Chrome

Ex.VAT £135.58 Inc.VAT £162.70

CONVERSE MONO SINK MIXER



INLET CONNECTIONS:
1/2" BSP
WORKING PRESSURE:
0.3 - 5.0 bar

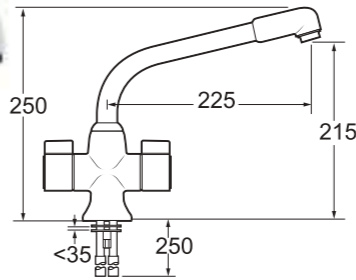
- Swivelling spout



CONV130 Chrome

Ex.VAT £122.70 Inc.VAT £147.24

SAURIS MONO SINK MIXER



INLET CONNECTIONS:
1/2" BSP
WORKING PRESSURE:
0.2 - 5.0 bar

- Swivel spout
- Dual Flow



SMS172 Chrome

Ex.VAT £109.81 Inc.VAT £131.77

SMS172/004 Beige

Ex.VAT £128.84 Inc.VAT £154.61

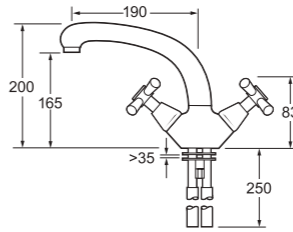
SMS172/005 White

Ex.VAT £128.84 Inc.VAT £154.61

SMS172/BC Brushed Chrome

Ex.VAT £159.85 Inc.VAT £191.82

MILAN MONO SINK MIXER



INLET CONNECTIONS:
1/2" BSP
WORKING PRESSURE:
0.1 - 5.0 bar

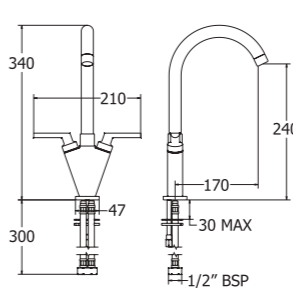
- Swivel spout
- Dual Flow



MILAN 104 Chrome

Ex.VAT £105.52 Inc.VAT £126.62

LEVER MONO SINK MIXER



INLET CONNECTIONS:
1/2" BSP
WORKING PRESSURE:
0.3 - 5.0 bar

- Swivel spout
- Comes with under mount bracket



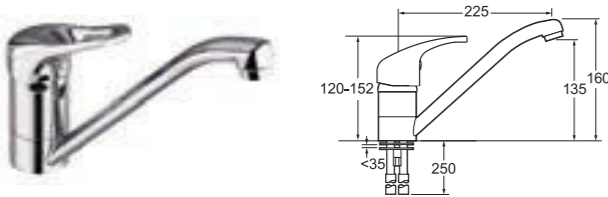
LEV104 Chrome

Ex.VAT £71.16 Inc.VAT £85.39

LEV104/BC Brushed Chrome

Ex.VAT £121.26 Inc.VAT £145.51

LACE MONO SINK MIXER



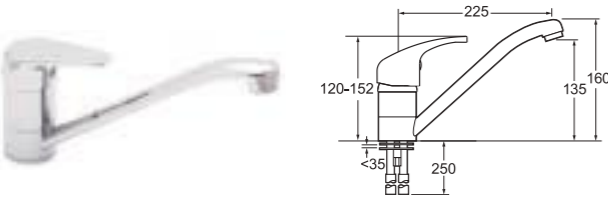
INLET CONNECTIONS:
½" BSP
WORKING PRESSURE:
0.2 - 5.0 bar

- Ceramic cartridge
- Tilt and turn temperature and flow control
- Swivel spout



LACE171 Chrome Ex.VAT £100.59 Inc.VAT £120.71

ADORE MONO SINK MIXER



INLET CONNECTIONS:
½" BSP
WORKING PRESSURE:
0.2 - 5.0 bar

- Ceramic cartridge
- Tilt and turn temperature and flow control
- Swivel spout
- Enviro-klick version available see EK code



water label L/Min 21.4

ADORE171 Chrome Ex.VAT £100.59 Inc.VAT £120.71

ADORE171/EK Chrome Ex.VAT £100.59 Inc.VAT £120.71

MILAN DECK MOUNTED SINK MIXER

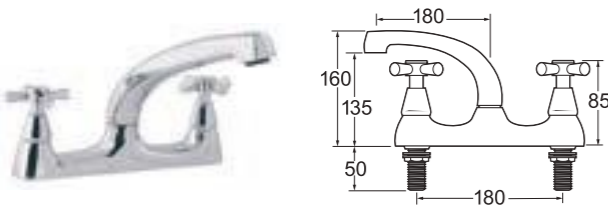


INLET CONNECTIONS:
½" BSP
WORKING PRESSURE:
0.3 - 5.0 bar



MILAN 172 Chrome Ex.VAT £123.47 Inc.VAT £148.16

MILAN DECK MOUNTED SINK MIXER



INLET CONNECTIONS:
½" BSP
WORKING PRESSURE:
0.1 - 5.0 bar

- Swivel spout
- Dual Flow



MILAN 105 Chrome Ex.VAT £79.76 Inc.VAT £95.71

MILAN SINK TAPS




INLET CONNECTIONS:
½" BSP
WORKING PRESSURE:
0.1 - 5.0 bar



MILAN 103 Chrome Ex.VAT £45.40 Inc.VAT £54.48

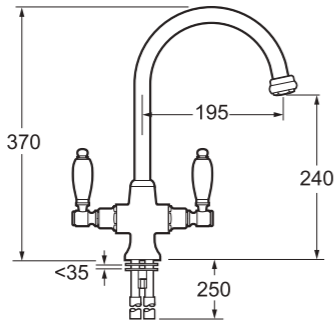
DESKTOP
MOBILE
TABLET



Deva[™] by METHVEN

NEW
MOBILE & TABLET
FRIENDLY WEBSITE
COMING SOON

GEORGIAN MONO SINK MIXER



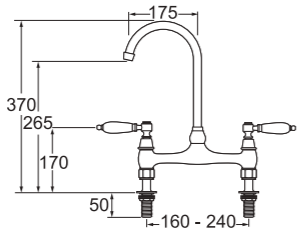
INLET CONNECTIONS:
15mm Copper
WORKING PRESSURE:
0.3 - 5.0 bar

- Swivel spout
- Dual Flow



| | |
|-----------------|--------------------------------|
| SM056 Chrome | Ex.VAT £219.01 Inc.VAT £262.81 |
| SM056/501 Gold | Ex.VAT £265.48 Inc.VAT £318.58 |
| SM056/BZ Bronze | Ex.VAT £257.66 Inc.VAT £309.19 |
| SM056/NI Nickel | Ex.VAT £328.83 Inc.VAT £394.60 |

GEORGIAN BRIDGE SINK MIXER



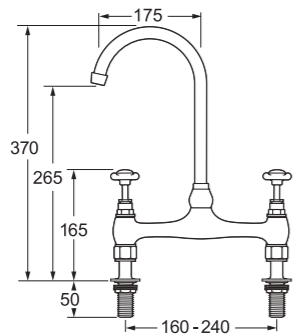
INLET CONNECTIONS:
1/2" BSP
WORKING PRESSURE:
0.1 - 5.0 bar

- Swivel spout
- Features adjustable centre pillars for easy installation



| | |
|---------------|--------------------------------|
| GEO305 Chrome | Ex.VAT £212.89 Inc.VAT £255.47 |
|---------------|--------------------------------|

CORONATION BRIDGE SINK MIXER



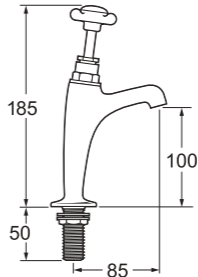
INLET CONNECTIONS:
1/2" BSP
WORKING PRESSURE:
0.1 - 5.0 bar

- Swivel spout
- Dual flow
- Features adjustable centre pillars for easy installation



| | |
|----------------|--------------------------------|
| CR305 Chrome | Ex.VAT £214.10 Inc.VAT £256.92 |
| CR305/501 Gold | Ex.VAT £260.38 Inc.VAT £312.46 |

CORONATION HIGH NECK SINK TAPS



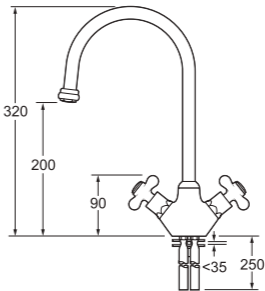
INLET CONNECTIONS:
1/2" BSP
WORKING PRESSURE:
0.1 - 5.0 bar

- 1/2" BS1010



| | |
|----------------|--------------------------------|
| CR27A Chrome | Ex.VAT £88.95 Inc.VAT £106.74 |
| CR27A/501 Gold | Ex.VAT £117.78 Inc.VAT £141.34 |

VENETIAN MONO SINK MIXER



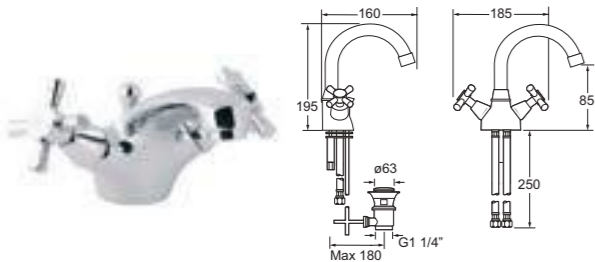
INLET CONNECTIONS:
1/2" BSP
WORKING PRESSURE:
0.1 - 5.0 bar

- Swivel spout
- Dual Flow



| | |
|----------------|--------------------------------|
| SM057 Chrome | Ex.VAT £115.95 Inc.VAT £139.14 |
| SM057/501 Gold | Ex.VAT £158.53 Inc.VAT £190.24 |

MILAN MONO BASIN MIXER WITH POP UP WASTE

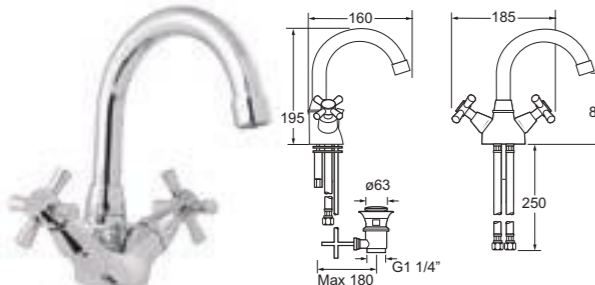


INLET CONNECTIONS:
15mm copper
WORKING PRESSURE:
0.1 - 5.0 bar



MILAN 113 Chrome Ex.VAT £90.19 Inc.VAT £108.23

MILAN MONO BASIN MIXER WITH SWIVEL SPOUT AND POP UP WASTE



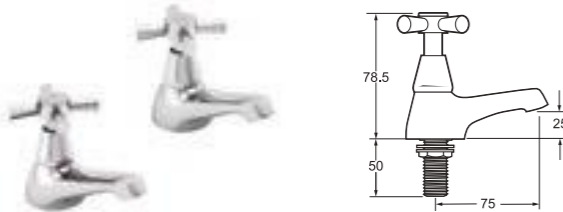
INLET CONNECTIONS:
15mm Copper
WORKING PRESSURE:
0.1 - 5.0 bar

- Swivelling spout



MILAN 113/SW Chrome Ex.VAT £96.94 Inc.VAT £116.33

MILAN BASIN TAPS



INLET CONNECTIONS:
1/2" BSP
WORKING PRESSURE:
0.1 - 5.0 bar

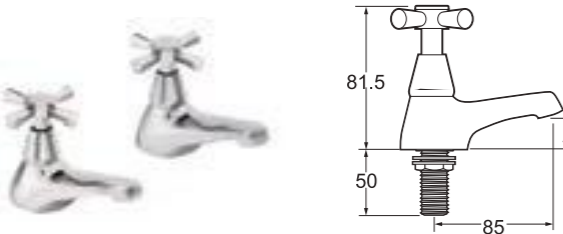
- Metal backnuts on SPEC codes



MILAN 101 Chrome Ex.VAT £36.81 Inc.VAT £44.17

MILAN SPEC101 Chrome Ex.VAT £39.88 Inc.VAT £47.86

MILAN BATH TAPS



INLET CONNECTIONS:
3/4" BSP
WORKING PRESSURE:
0.1 - 5.0 bar

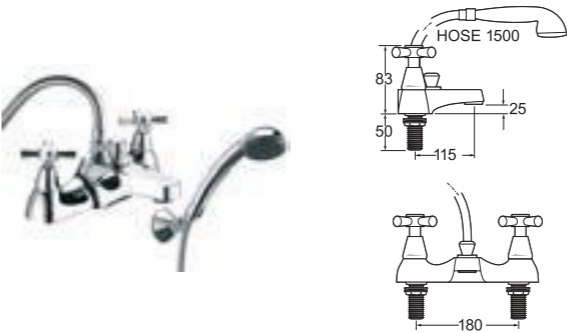
- Metal backnuts on SPEC codes



MILAN 102 Chrome Ex.VAT £41.11 Inc.VAT £49.33

MILAN SPEC102 Chrome Ex.VAT £44.18 Inc.VAT £53.02

MILAN DECK MOUNTED BATH SHOWER MIXER



INLET CONNECTIONS:
3/4" BSP
WORKING PRESSURE:
0.1 - 5.0 bar

- Comes complete with single mode shower kit and wall bracket



MILAN 106 Chrome Ex.VAT £128.84 Inc.VAT £154.61

MILAN DECK MOUNTED BATH FILLER



INLET CONNECTIONS:
3/4" BSP
WORKING PRESSURE:
0.1 - 5.0 bar

- Metal backnuts on SPEC codes



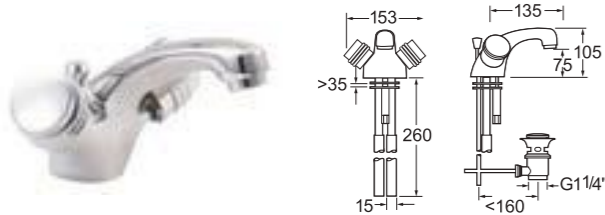
MILAN 108 Chrome Ex.VAT £115.95 Inc.VAT £139.14

MILAN SPEC108 Chrome Ex.VAT £119.64 Inc.VAT £143.57

MILAN
MONO
BASIN
MIXER

12 YEAR
GUARANTEE
ON ALL DEVA
CHROME TAPS
*TERMS APPLY

SOLERNO MONO BASIN MIXER WITH POP
UP WASTE



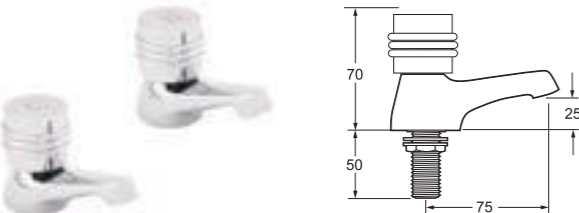
INLET CONNECTIONS:
15mm Copper
WORKING PRESSURE:
0.1 - 5.0 bar

- Includes lever operated pop up waste



SOLE113 Chrome Ex.VAT £90.19 Inc.VAT £108.23

SOLERNO BASIN TAPS

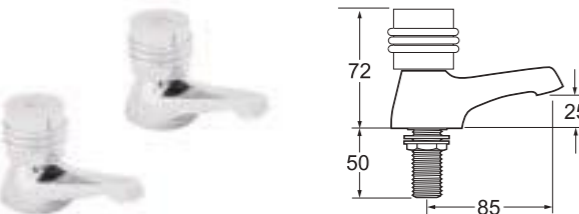


INLET CONNECTIONS:
1/2" BSP
WORKING PRESSURE:
0.1 - 5.0 bar



SOLE101 Chrome Ex.VAT £36.81 Inc.VAT £44.17

SOLERNO BATH TAPS

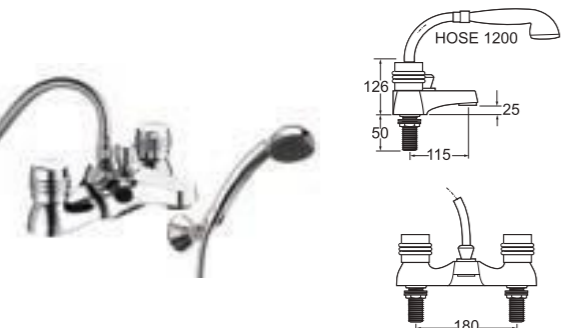


INLET CONNECTIONS:
3/4" BSP
WORKING PRESSURE:
0.1 - 5.0 bar



SOLE102 Chrome Ex.VAT £42.33 Inc.VAT £50.80

SOLERNO DECK MOUNTED BATH SHOWER
MIXER



INLET CONNECTIONS:
3/4" BSP
WORKING PRESSURE:
0.1 - 5.0 bar

- Comes complete with single mode shower kit and wall bracket



SOLE106 Chrome Ex.VAT £128.84 Inc.VAT £154.61

SOLERNO DECK MOUNTED BATH FILLER



INLET CONNECTIONS:
3/4" BSP
WORKING PRESSURE:
0.1 - 5.0 bar



SOLE108 Chrome Ex.VAT £115.95 Inc.VAT £139.14

SOLERNO
MONO
BASIN
MIXER

12 YEAR
GUARANTEE
ON ALL DEVA
CHROME TAPS

*TERMS APPLY

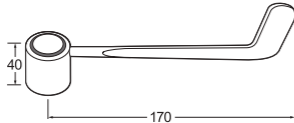
CARE INDICE



SP01/CARE DLT Ex.VAT £2.43 Inc.VAT £2.92

- Suitable for use with DLT and DLV codes
- Full colour indices and raised 'H' and 'C' lettering
- Ideal for the care market and for users with impaired vision
- Sold in pairs

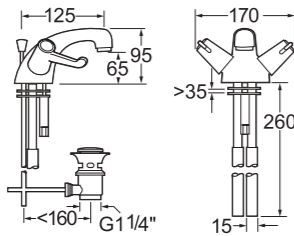
LEVER ACTION 6" LEVER HANDLE OPTION



DLV002 Ex.VAT £37.44 Inc.VAT £44.93

- Included with products showing DLV codes

LEVER ACTION MONO BASIN MIXER WITH POP UP WASTE

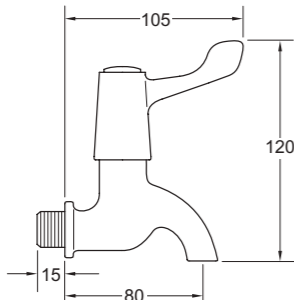


DLT113 Chrome Ex.VAT £88.95 Inc.VAT £106.74

INLET CONNECTIONS:
15mm copper
WORKING PRESSURE:
0.1 - 5.0 bar

- Includes lever operated pop up waste

LEVER ACTION BIB TAPS



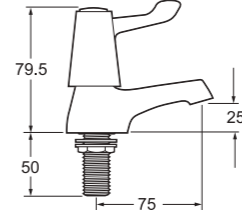
DLT095 Chrome Ex.VAT £59.94 Inc.VAT £71.93

DFV095 Chrome Ex.VAT £64.42 Inc.VAT £77.30

INLET CONNECTIONS:
1/2" BSP
WORKING PRESSURE:
0.1 - 5.0 bar

- DFV uses a 1/4 turn rising spindle
- 2.0 bar maximum working pressure on DFV

LEVER ACTION BASIN TAPS



INLET CONNECTIONS:
1/2" BSP
WORKING PRESSURE:
0.1 - 5.0 bar

- Metal backnuts on SPEC code

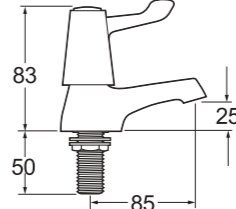


DLT101 Chrome Ex.VAT £36.81 Inc.VAT £44.17

DLT SPEC101 Chrome Ex.VAT £39.87 Inc.VAT £47.84

DLV101 Chrome 6" Ex.VAT £75.46 Inc.VAT £90.55

LEVER ACTION BATH TAPS



INLET CONNECTIONS:
3/4" BSP
WORKING PRESSURE:
0.1 - 5.0 bar

- Metal backnuts on SPEC codes

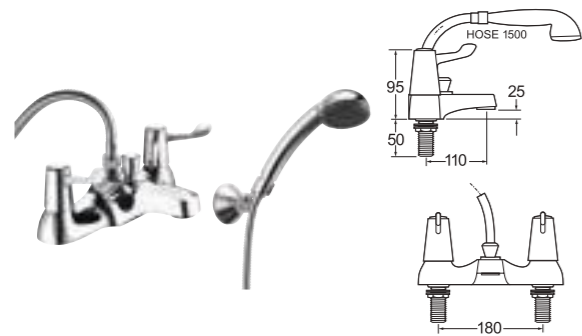


DLT102 Chrome Ex.VAT £40.49 Inc.VAT £48.59

DLT SPEC102 Chrome Ex.VAT £43.56 Inc.VAT £52.27

DLV102 Chrome 6" Ex.VAT £79.14 Inc.VAT £94.97

LEVER ACTION DECK MOUNTED BATH
SHOWER MIXER



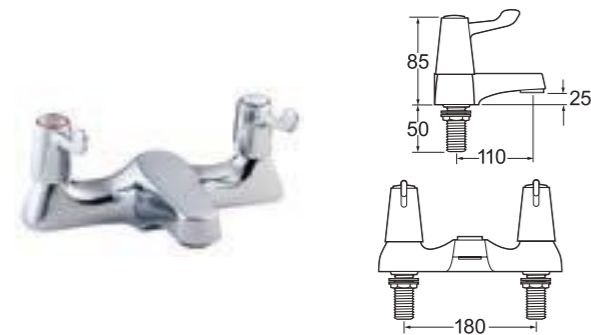
INLET CONNECTIONS:
¾" BSP
WORKING PRESSURE:
0.3 - 5.0 bar

- Comes complete with single mode shower kit and wall bracket
- Metal backnuts on SPEC code



| | |
|--------------------|--------------------------------|
| DLT106 Chrome | Ex.VAT £125.15 Inc.VAT £150.18 |
| DLT SPEC106 Chrome | Ex.VAT £128.22 Inc.VAT £153.86 |

LEVER ACTION DECK MOUNTED BATH FILLER



INLET CONNECTIONS:
¾" BSP
WORKING PRESSURE:
0.2 - 5.0 bar



| | |
|---------------|--------------------------------|
| DLT108 Chrome | Ex.VAT £103.06 Inc.VAT £123.67 |
|---------------|--------------------------------|

LEVER ACTION SINK TAPS



INLET CONNECTIONS:
½" BSP
WORKING PRESSURE:
0.1 - 5.0 bar

- Metal backnuts on SPEC codes



| | |
|--------------------|------------------------------|
| DLT103 Chrome | Ex.VAT £40.49 Inc.VAT £48.59 |
| DLT SPEC103 Chrome | Ex.VAT £43.56 Inc.VAT £52.27 |
| DLV103 Chrome 6" | Ex.VAT £79.14 Inc.VAT £94.97 |

LEVER ACTION DECK MOUNTED SINK MIXER



INLET CONNECTIONS:
½" BSP
WORKING PRESSURE:
0.1 - 5.0 bar

- Swivel spout
- Dual Flow
- Metal backnuts on SPEC codes



| | |
|--------------------|--------------------------------|
| DLT105 Chrome | Ex.VAT £76.08 Inc.VAT £91.30 |
| DLV105 Chrome 6" | Ex.VAT £115.95 Inc.VAT £139.14 |
| DLT SPEC105 Chrome | Ex.VAT £79.14 Inc.VAT £94.97 |

LEVER ACTION DECK MOUNTED SINK MIXER



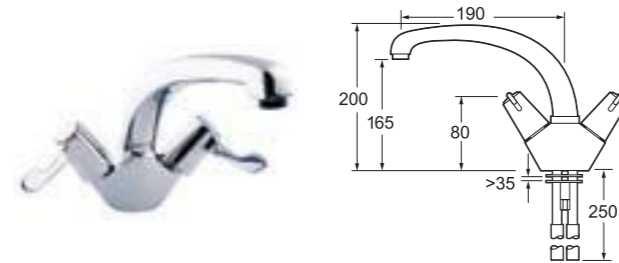
INLET CONNECTIONS:
½" BSP
WORKING PRESSURE:
0.2 - 5.0 bar

- Swivel spout
- Dual Flow



| | |
|---------------|--------------------------------|
| DLT172 Chrome | Ex.VAT £121.26 Inc.VAT £145.51 |
|---------------|--------------------------------|

LEVER ACTION MONO SINK MIXER



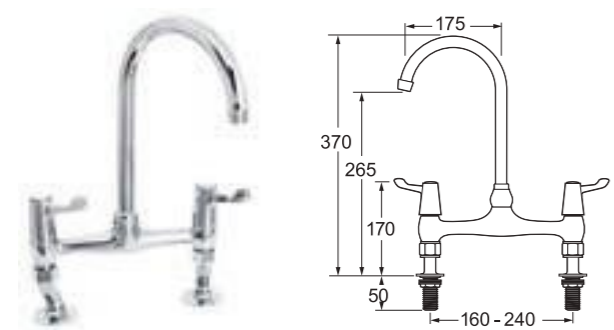
INLET CONNECTIONS:
15mm Copper
WORKING PRESSURE:
0.1 - 5.0 bar

- Swivel spout
- Dual Flow



| | |
|---------------|--------------------------------|
| DLT104 Chrome | Ex.VAT £101.84 Inc.VAT £122.21 |
|---------------|--------------------------------|

LEVER ACTION 3" LEVER BRIDGE SINK MIXER
- WITH ADJUSTABLE CENTRES



INLET CONNECTIONS:
½" BSP
WORKING PRESSURE:
0.2 - 5.0 bar

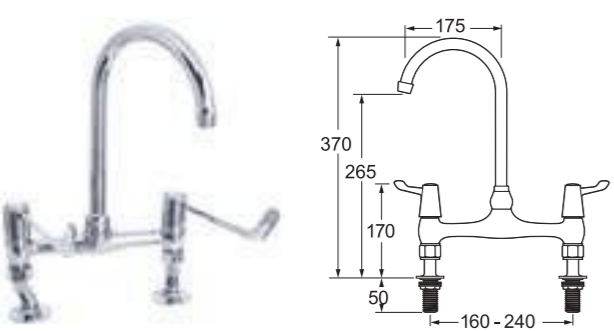
- Swivel spout
- Dual Flow
- Adjustable leg centres



DLT305B Chrome

Ex.VAT £146.02 Inc.VAT £175.22

LEVER ACTION 6" LEVER BRIDGE SINK MIXER
WITH ADJUSTABLE CENTRES



INLET CONNECTIONS:
½" BSP
WORKING PRESSURE:
0.2 - 5.0 bar

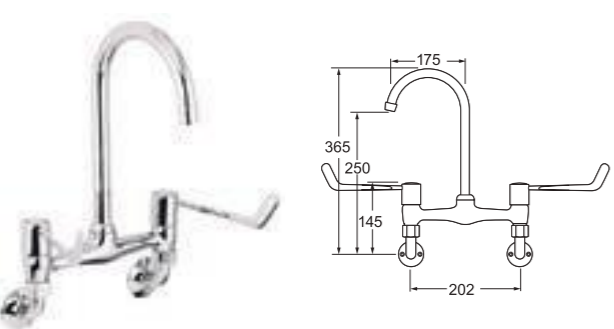
- Swivel spout
- Dual Flow
- Adjustable leg centres



DLV305B Chrome

Ex.VAT £193.25 Inc.VAT £231.90

LEVER WALL MOUNTED BRIDGE SINK MIXER
6" LEVERS



INLET CONNECTIONS:
½" BSP
WORKING PRESSURE:
0.2 - 5.0 bar

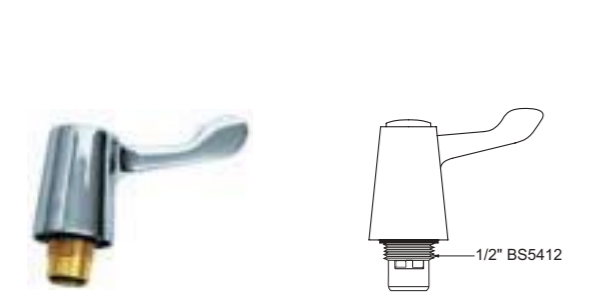
- Swivel spout
- Dual Flow



DLV305WM Chrome

Ex.VAT £200.00 Inc.VAT £240.00

LEVER ACTION 3" CONVERSION KIT



INLET CONNECTIONS:
½" BSP
WORKING PRESSURE:
0.2 - 5.0 bar

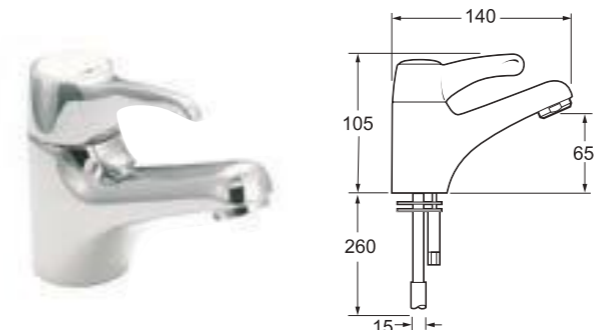
- Fits BS5412 taps



DLTKIT Chrome

Ex.VAT £43.62 Inc.VAT £52.34

LEVER ACTION SEQUENTIAL CONTROL
SPRAY MONO MIXER



INLET CONNECTIONS:
15mm Copper
WORKING PRESSURE:
0.2 - 5.0 bar

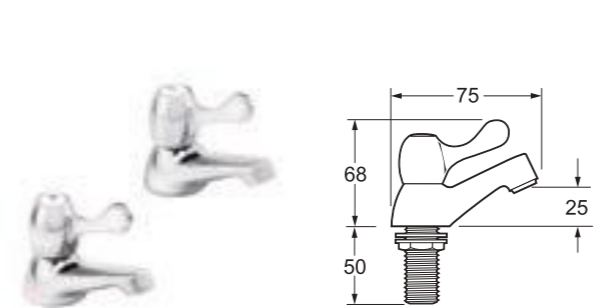
- Includes spray feature to reduce water wastage
- Sold as a single mixer tap
- Operates under unequal pressure
- Product comes with copper and flexi tails



SOL002B Chrome

Ex.VAT £206.13 Inc.VAT £247.36

LEVER ACTION BASIN TAPS



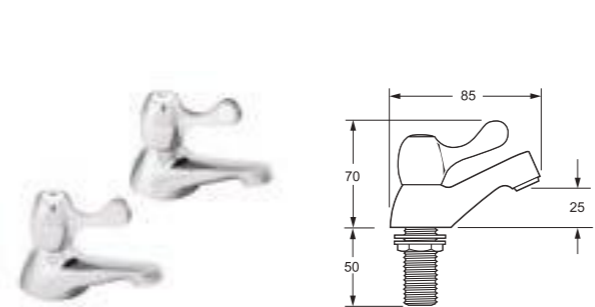
INLET CONNECTIONS:
½" BSP
WORKING PRESSURE:
0.1 - 5.0 bar



CNTL01 Chrome

Ex.VAT £40.49 Inc.VAT £48.59

LEVER ACTION BATH TAPS



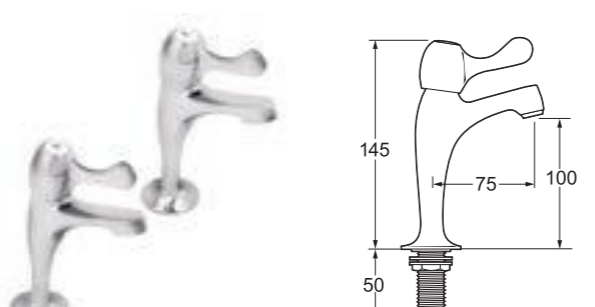
INLET CONNECTIONS:
¾" BSP
WORKING PRESSURE:
0.3 - 5.0 bar



CNTL02 Chrome

Ex.VAT £46.62 Inc.VAT £55.94

LEVER ACTION CONTRACT SINK PILLAR
TAPS



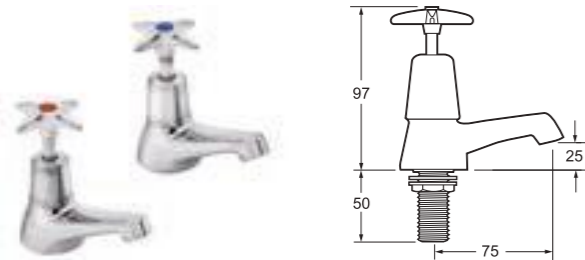
INLET CONNECTIONS:
½" BSP
WORKING PRESSURE:
0.1 - 5.0 bar



CNTL03 Chrome

Ex.VAT £46.62 Inc.VAT £55.94

CROSS HANDLE BASIN TAPS



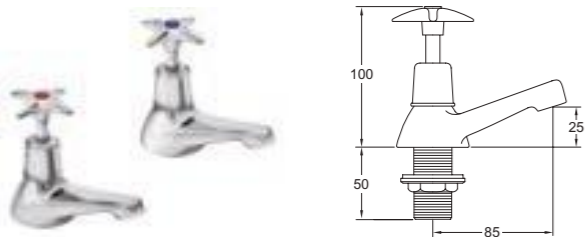
INLET CONNECTIONS:
1/2" BSP
WORKING PRESSURE:
0.1 - 5.0 bar

- Additional set of red and blue indices included



181X Chrome Ex.VAT £30.68 Inc.VAT £36.82

CROSS HANDLE BATH TAPS



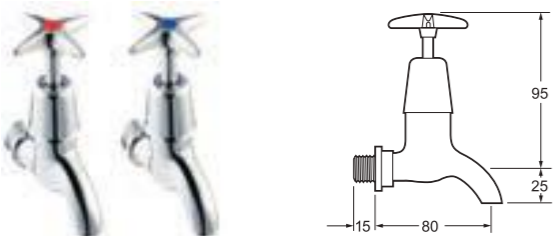
INLET CONNECTIONS:
3/4" BSP
WORKING PRESSURE:
0.1 - 5.0 bar

- Additional set of red and blue indices included



182X Chrome Ex.VAT £32.51 Inc.VAT £39.01

CROSS HANDLE 1/2" BS5412 VALVE BIB TAPS



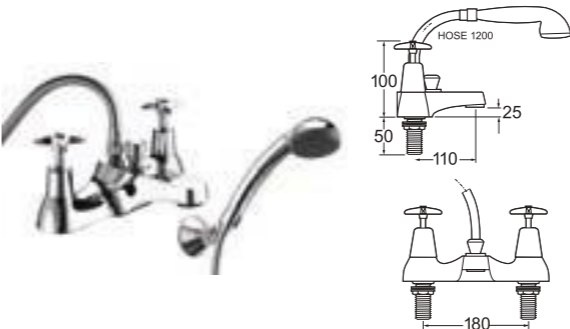
INLET CONNECTIONS:
1/2" BSP
WORKING PRESSURE:
0.1 - 5.0 bar

- Conforms to BS5412 standard
- Additional set of red and blue indices included



095X Chrome Ex.VAT £30.68 Inc.VAT £36.82

CROSS HANDLE DECK MOUNTED BATH SHOWER MIXER



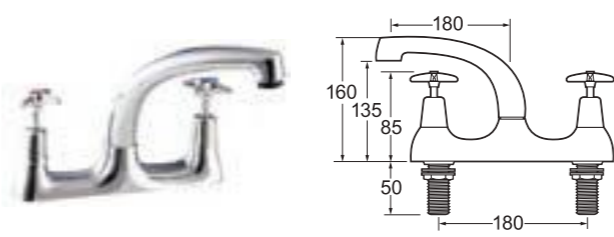
INLET CONNECTIONS:
3/4" BSP
WORKING PRESSURE:
0.1 - 5.0 bar

- Comes complete with single mode shower kit and wall bracket
- Conforms to BS5412 standard
- Additional set of red and blue indices included



186X Chrome Ex.VAT £122.70 Inc.VAT £147.24

CROSS HANDLE DECK MOUNTED SINK MIXER



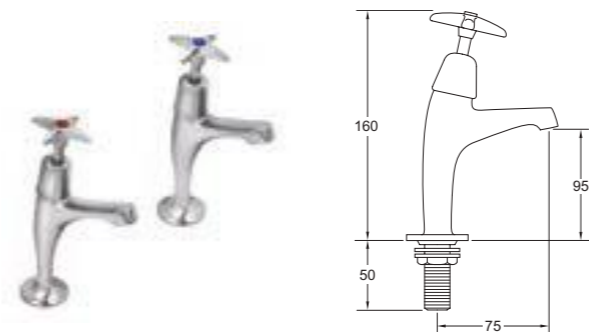
INLET CONNECTIONS:
1/2" BSP
WORKING PRESSURE:
0.1 - 5.0 bar

- Conforms to BS5412 standard
- Swivelling spout
- Dual Flow
- Additional set of red and blue indices included



187X Chrome Ex.VAT £58.28 Inc.VAT £69.94

CROSS HANDLE SINK TAPS



INLET CONNECTIONS:
1/2" BSP
WORKING PRESSURE:
0.1 - 5.0 bar

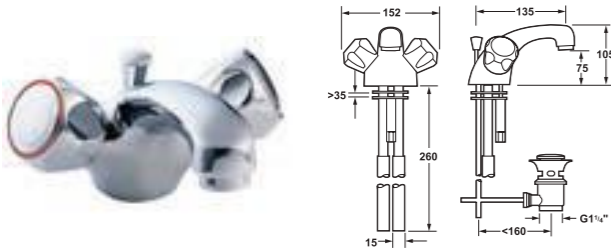
- Additional set of red and blue indices included



183X Chrome Ex.VAT £33.75 Inc.VAT £40.50



PROFILE MONO BASIN MIXER WITH POP UP WASTE

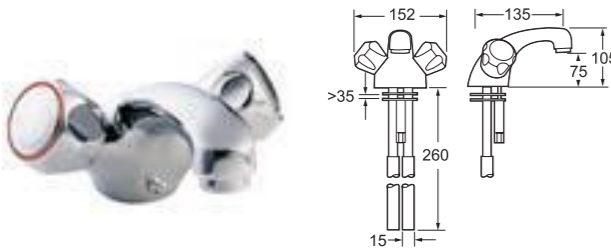


INLET CONNECTIONS:
15mm Copper
WORKING PRESSURE:
0.1 - 5.0 bar

- Includes lever operated pop up waste

| | | |
|---|-----------------|--------------------------------|
| Ⓐ | DCM113 Chrome | Ex.VAT £63.19 Inc.VAT £75.83 |
| | DCM113/501 Gold | Ex.VAT £103.77 Inc.VAT £124.52 |

PROFILE MONO BASIN MIXER



INLET CONNECTIONS:
15mm Copper
WORKING PRESSURE:
0.1 - 5.0 bar

- Includes chain stay
- Waste supplied separately, see wastes and spares section

| | | |
|---|----------------|------------------------------|
| Ⓐ | DCM113B Chrome | Ex.VAT £58.28 Inc.VAT £69.94 |
|---|----------------|------------------------------|

PROFILE BASIN TAPS



INLET CONNECTIONS:
1/2" BSP
WORKING PRESSURE:
0.1 - 5.0 bar

- Metal backnuts on SPEC code

| | | |
|---|--------------------|------------------------------|
| Ⓐ | DCM101 Chrome | Ex.VAT £23.32 Inc.VAT £27.98 |
| | DCM SPEC101 Chrome | Ex.VAT £26.38 Inc.VAT £31.66 |
| | DCM101/501 Gold | Ex.VAT £49.66 Inc.VAT £59.59 |

PROFILE BATH TAPS

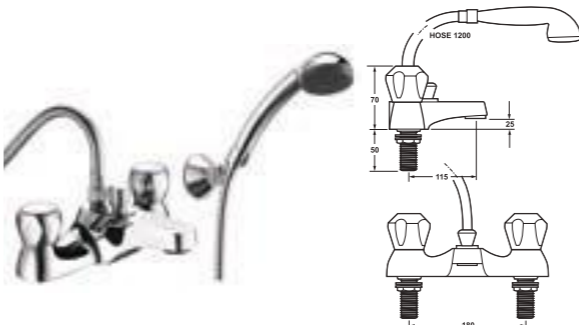


INLET CONNECTIONS:
3/4" BSP
WORKING PRESSURE:
0.1 - 5.0 bar

- Metal backnuts on SPEC code

| | | |
|---|--------------------|------------------------------|
| Ⓐ | DCM102 Chrome | Ex.VAT £25.16 Inc.VAT £30.19 |
| | DCM SPEC102 Chrome | Ex.VAT £28.23 Inc.VAT £33.88 |
| | DCM102/501 Gold | Ex.VAT £51.57 Inc.VAT £61.88 |

PROFILE DECK MOUNTED BATH SHOWER MIXER



INLET CONNECTIONS:
3/4" BSP
WORKING PRESSURE:
0.1 - 5.0 bar

- Comes complete with single mode shower kit and wall bracket

| | | |
|---|-----------------|--------------------------------|
| Ⓐ | DCM106 Chrome | Ex.VAT £94.47 Inc.VAT £113.36 |
| | DCM106/501 Gold | Ex.VAT £161.71 Inc.VAT £194.05 |

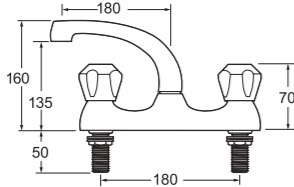
PROFILE DECK MOUNTED BATH FILLER



INLET CONNECTIONS:
3/4" BSP
WORKING PRESSURE:
0.1 - 5.0 bar

| | | |
|---|-----------------|--------------------------------|
| Ⓐ | DCM108 Chrome | Ex.VAT £74.84 Inc.VAT £89.81 |
| | DCM108/501 Gold | Ex.VAT £128.60 Inc.VAT £154.32 |

PROFILE DECK MOUNTED SINK MIXER



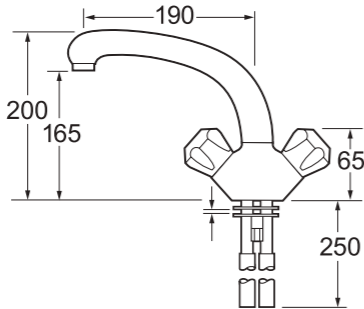
INLET CONNECTIONS:
½" BSP
WORKING PRESSURE:
0.1 - 5.0 bar

- Swivel spout
- Metal backnuts on SPEC codes
- Dual Flow

DCM105 Chrome Ex.VAT £58.28 Inc.VAT £69.94

DCM SPEC105 Chrome Ex.VAT £61.35 Inc.VAT £73.62

PROFILE MONO SINK MIXER



INLET CONNECTIONS:
15mm Copper
WORKING PRESSURE:
0.1 - 5.0 bar

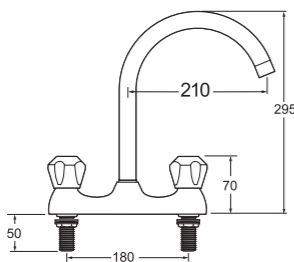
- Swivelling spout
- Dual Flow

DCM104 Chrome Ex.VAT £68.10 Inc.VAT £81.72

DCP124/004 Beige Ex.VAT £90.19 Inc.VAT £108.23

DCP124/005 White Ex.VAT £90.19 Inc.VAT £108.23

PROFILE DECK MOUNTED SINK MIXER

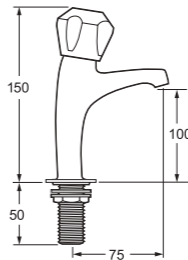


INLET CONNECTIONS:
½" BSP
WORKING PRESSURE:
0.2 - 5.0 bar

- Swivelling spout
- Dual Flow

DCM172 Chrome Ex.VAT £88.35 Inc.VAT £106.02

PROFILE SINK TAPS



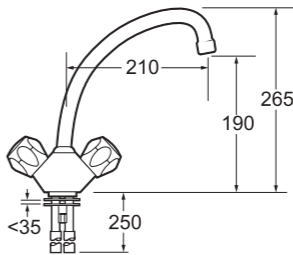
INLET CONNECTIONS:
½" BSP
WORKING PRESSURE:
0.1 - 5.0 bar

- Metal backnuts on SPEC codes

DCM103 Chrome Ex.VAT £30.07 Inc.VAT £36.08

DCM SPEC103 Chrome Ex.VAT £33.12 Inc.VAT £39.74

PROFILE CONTRACT MONO SINK MIXER



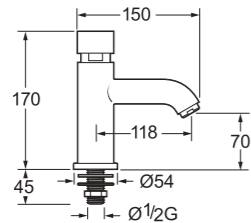
INLET CONNECTIONS:
15mm Copper
WORKING PRESSURE:
0.1 - 5.0 bar

- Swivel spout
- Dual Flow

CMS191 Chrome Ex.VAT £68.10 Inc.VAT £81.72

CMS191/002 Mocha Ex.VAT £90.19 Inc.VAT £108.23

NON CONCUSSIVE VISION SELF CLOSING
BASIN TAP



INLET CONNECTIONS:
1/2" BSP
WORKING PRESSURE:
0.3 - 5.0 bar

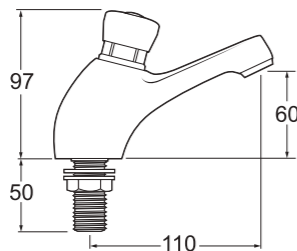


- Sold as singles
- Pre set automatic shut off after approximately 10 seconds
- Recommended for use with a blending valve see page 151

water label L/Min 6.8

VSN123 Chrome Ex.VAT £115.95 Inc.VAT £139.14

NON CONCUSSIVE PRE-SET BASIN TAPS



INLET CONNECTIONS:
1/2" BSP
WORKING PRESSURE:
0.1 - 3.0 bar

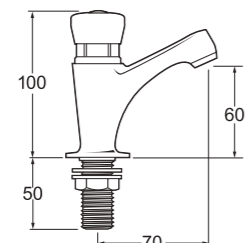


- Self closing deck basin taps
- Pre-set automatic shut off after approximately 10 seconds
- Recommended for use with a blending valve see page 151

water label L/Min 15.2

NCT001 Chrome Ex.VAT £71.16 Inc.VAT £85.39

NON CONCUSSIVE SELF CLOSING PILLAR
BASIN TAP



INLET CONNECTIONS:
1/2" BSP
WORKING PRESSURE:
0.2 - 5.0 bar

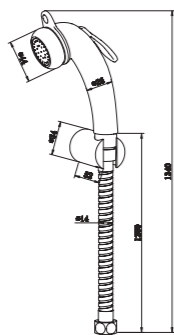


- 1/2" self-closing deck basin tap (single)
- Pre-set automatic shut off after approximately 10 seconds
- Recommended for use with a blending valve see page 151
- Sold as singles
- Hot & cold indices supplied

water label L/Min 12.4

CORM03 Chrome Ex.VAT £32.51 Inc.VAT £39.01

SHATTAF WITH HOSE AND WALL BRACKET



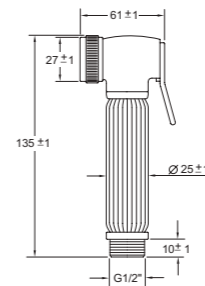
INLET CONNECTIONS:
1/2" BSP
WORKING PRESSURE:
0.5 - 5.0 bar



- Includes 1.2m metal hose & ABS wall bracket

SHA01 Chrome Ex.VAT £18.50 Inc.VAT £22.20

BRASS SHATTAF WITH HOSE AND WALL
BRACKET



INLET CONNECTIONS:
1/2" BSP
WORKING PRESSURE:
0.5 - 5.0 bar

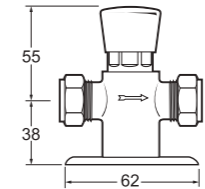


- Includes 1.2m metal hose & ABS wall bracket

water label L/Min 11.5

SHA02 Chrome Ex.VAT £28.25 Inc.VAT £33.90

NON CONCUSSIVE PRE-SET EXPOSED
SHOWER VALVE



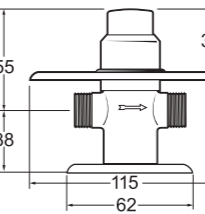
VALVE:
Manual
INLET CONNECTIONS:
15mm Copper
WORKING PRESSURE:
0.2 - 5.0 bar



water label L/Min 14.5

NCT002 Chrome Ex.VAT £77.30 Inc.VAT £92.76

NON CONCUSSIVE PRE-SET RECESSED
SHOWER VALVE



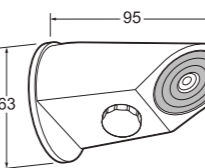
VALVE:
Manual
INLET CONNECTIONS:
15mm Copper
WORKING PRESSURE:
0.2 - 5.0 bar



water label L/Min 14.5

NCT003 Chrome Ex.VAT £84.04 Inc.VAT £100.85

ANTI-VANDAL SHOWER HEAD



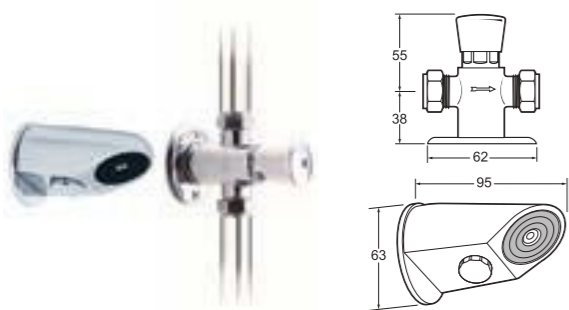
INLET CONNECTIONS:
15mm Copper
9 L/min flow regulator
available, FRAV 9



- Sturdy brass construction and compact rounded shape for both style and durability
- Suitable for prisons, sports centres, public facilities etc

AVSH001 Chrome Ex.VAT £77.30 Inc.VAT £92.76

ANTI-VANDAL SHOWER SHOWER SYSTEM



Valve:
Manual
INLET CONNECTIONS:
15mm Copper
9 L/min flow regulator
available, FRAV 9

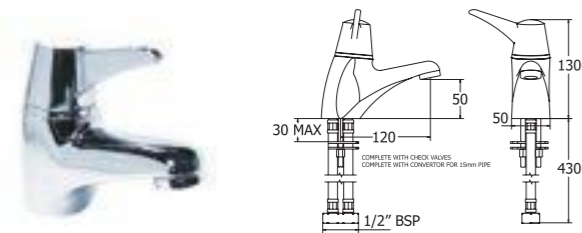
- Sturdy brass construction and compact rounded shape for both style and durability
- Suitable for prisons, sports centres, public facilities etc
- Includes 900mm pipe and 90° fitting



AVSH002 Chrome

Ex.VAT £164.09 Inc.VAT £196.91

THERMOSTATIC TMV3 SEQUENTIAL LEVER MONO BASIN MIXER



INLET CONNECTIONS:
1/2" BSP
WORKING PRESSURE:
0.2 - 5.0 bar

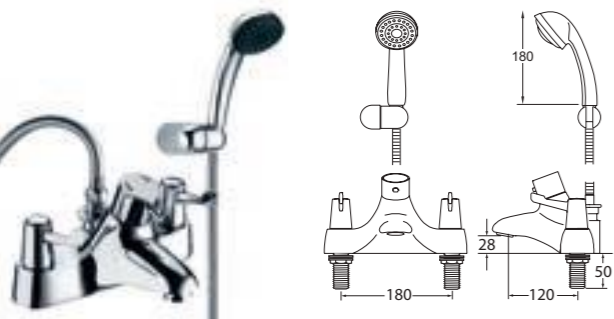
- Ultimate thermostatic performance to TMV3 Buildcert standards
- Sequential flow and temperature control for ease of use



SOL003 Chrome

Ex.VAT £257.66 Inc.VAT £309.19

THERMOSTATIC BATH SHOWER MIXER



INLET CONNECTIONS:
3/4" BSP
WORKING PRESSURE:
0.1 - 5.0 bar

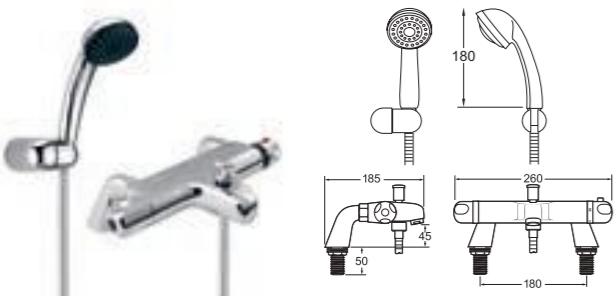
- Approved as low pressure designation
- Thermostatic to the bath and the shower
- Prevents scalding by accurately controlling the water temperature
- Lever handle options for ease of use



DLT TSM 106 Chrome

Ex.VAT £712.26 Inc.VAT £854.71

DYNAMIC PILLAR MOUNTED THERMOSTATIC BATH SHOWER MIXER



INLET CONNECTIONS:
3/4" BSP
WORKING PRESSURE:
1.0 - 5.0 bar

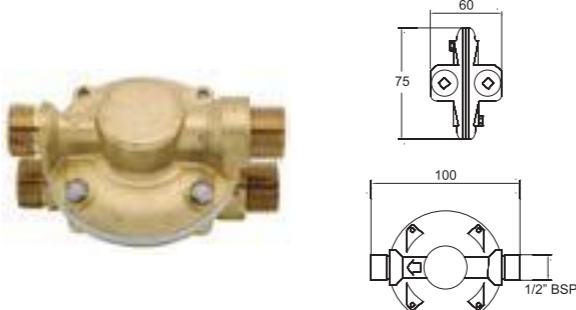
- Comes complete with single mode shower kit and wall bracket



DYN 106 Chrome

Ex.VAT £257.66 Inc.VAT £309.19

PRESSURE EQUALISING VALVE



INLET CONNECTIONS:
1/2" BSP
WORKING PRESSURE:
0.2 - 5.0 bar

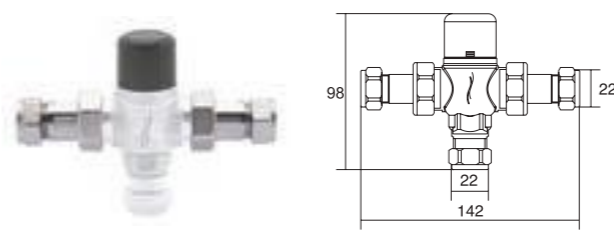
- The valve equalises the outlet pressure, by automatically adjusting the higher inlet pressure to level out the lower inlet pressure



PEV002 Brass

Ex.VAT £106.13 Inc.VAT £127.36

THERMOSTATIC 22MM BLENDING VALVE



VALVE:
Thermostatic
INLET CONNECTIONS:
22mm Compression
WORKING PRESSURE:
0.2 - 5.0 bar

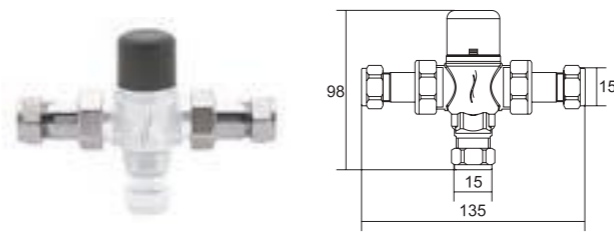
- Prevents scalding by accurately controlling the water temperature
- Approved at high and low pressure designations
- For single outlet



TBV010 Chrome

Ex.VAT £115.51 Inc.VAT £138.61

THERMOSTATIC 15MM BLENDING VALVE



VALVE:
Thermostatic
INLET CONNECTIONS:
15mm Copper
WORKING PRESSURE:
0.2 - 5.0 bar

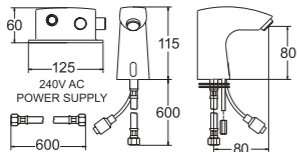
- Prevents scalding by accurately controlling the water temperature
- Approved at high and low pressure designations
- For single outlet



TBV008 Chrome

Ex.VAT £101.84 Inc.VAT £122.21

SENSOR 1/D



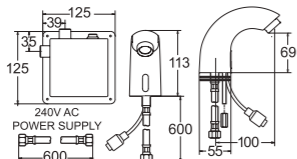
INLET CONNECTIONS:
½" BSP
WORKING PRESSURE:
0.5 - 5.0 bar
Includes 240V power supply



- Suitable for cold or premixed water
- Moisture and water resistant control unit
- Choice of battery or mains power
- Battery operation requires 4 x AA batteries
- Recommended for use with a blending valve see page 151

SENSOR1/D Chrome Ex.VAT £290.17 Inc.VAT £348.20

SENSOR 2/D



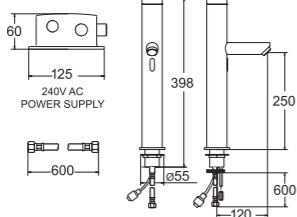
INLET CONNECTIONS:
½" BSP
WORKING PRESSURE:
0.5 - 5.0 bar
Includes 240V power supply



- Suitable for cold or premixed water
- Moisture and water resistant control unit
- Choice of battery or mains power
- Battery operation requires 4 x AA batteries
- Recommended for use with a blending valve see page 151

SENSOR2/D Chrome Ex.VAT £354.60 Inc.VAT £425.52

SENSOR 3/D



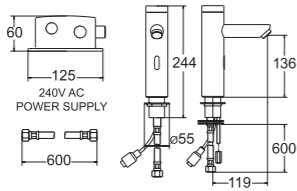
INLET CONNECTIONS:
½" BSP
WORKING PRESSURE:
0.5 - 5.0 bar
Includes 240V power supply



- Suitable for cold or premixed water
- Moisture and water resistant control unit
- Choice of battery or mains power
- Battery operation requires 4 x AA batteries
- Recommended for use with a blending valve see page 151

SENSOR3/D Chrome Ex.VAT £354.60 Inc.VAT £425.52

SENSOR 4/D



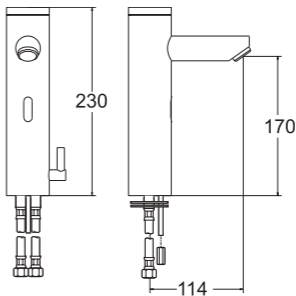
INLET CONNECTIONS:
½" BSP
WORKING PRESSURE:
0.5 - 5.0 bar
Includes 240V power supply



- Suitable for cold or premixed water
- Moisture and water resistant control unit
- Choice of battery or mains power
- Battery operation requires 4 x AA batteries
- Recommended for use with a blending valve see page 151

SENSOR4/D Chrome Ex.VAT £290.17 Inc.VAT £348.20

SENSOR 6/BT



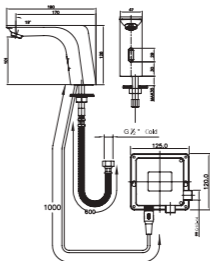
INLET CONNECTIONS:
½" BSP
WORKING PRESSURE:
0.5 - 5.0 bar



- Suitable for hot and cold water
- Moisture and water resistant control unit
- Battery operated, requires 4 x AA batteries
- Recommended for use with a blending valve see page 151

SENSOR6/BT Chrome Ex.VAT £290.17 Inc.VAT £348.20

SENSOR 7/D



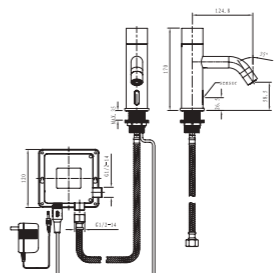
INLET CONNECTIONS:
½" BSP
WORKING PRESSURE:
0.5 - 5.0 bar
Includes 240V power supply



- Suitable for cold or premixed water
- Moisture and water resistant control unit
- Choice of battery or mains power
- Battery operation requires 4 x AA batteries
- Recommended for use with a blending valve see page 151

SENSOR7/D Chrome Ex.VAT £291.17 Inc.VAT £349.40

SENSOR 8/D



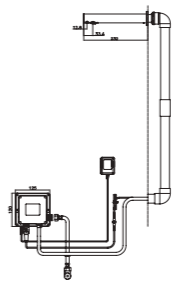
INLET CONNECTIONS:
½" BSP
WORKING PRESSURE:
0.5 - 5.0 bar
Includes 240V power supply



- Suitable for cold or premixed water
- Moisture and water resistant control unit
- Choice of battery or mains power
- Battery operation requires 4 x AA batteries
- Recommended for use with a blending valve see page 151

SENSOR8/D Chrome Ex.VAT £291.17 Inc.VAT £349.40

SENSOR 9/W




INLET CONNECTIONS:
½" BSP
WORKING PRESSURE:
0.5 - 5.0 bar
Includes 240V power supply



- Suitable for cold or premixed water
- Moisture and water resistant control unit
- Choice of battery or mains power
- Battery operation requires 4 x AA batteries
- Recommended for use with a blending valve see page 151

SENSOR9/W Chrome Ex.VAT £339.85 Inc.VAT £407.82

SENSOR 10/W



INLET CONNECTIONS:
½" BSP
WORKING PRESSURE:
0.5 - 5.0 bar
Includes 240V power supply




SENSOR10/W Chrome

Ex.VAT £339.85 Inc.VAT £407.82

- Suitable for cold or premixed water
- Moisture and water resistant control unit
- Choice of battery or mains power
- Battery operation requires 4 x AA batteries
- Recommended for use with a blending valve see page 151

DESKTOP
MOBILE
TABLET



Deva™ by METHVEN

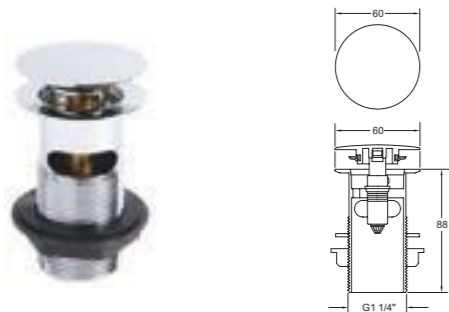
NEW
MOBILE & TABLET
FRIENDLY WEBSITE
COMING SOON

WASTES & SPARES

WASTES

ROUND PRESS TOP SLOTTED WASTE

- Simply push to open & close
- Slotted waste for basins with a built in overflow



WST304 Chrome Ex.VAT £38.95 Inc.VAT £46.74

SQUARE PRESS TOP SLOTTED WASTE

- Simply push to open & close
- Slotted waste for basins with a built in overflow



WST318 Chrome Ex.VAT £43.83 Inc.VAT £52.60

FREE FLOW SLOTTED WASTE

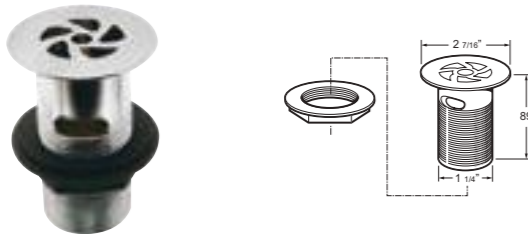
- Allows water to flow continuously reducing the risk of flooding



WST307 Chrome Ex.VAT £38.95 Inc.VAT £46.74

FREE FLOW 1 1/4" BASIN SLOTTED WASTE

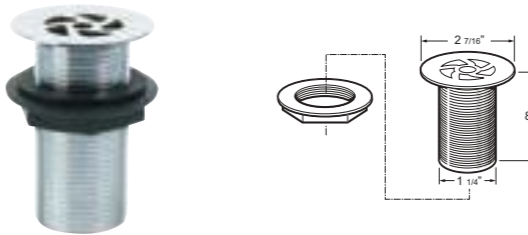
- For basins with a built in overflow
- Allows water to flow continuously reducing the risk of flooding



WSTGR114/S Chrome Ex.VAT £9.37 Inc.VAT £11.24

FREE FLOW 1 1/4" BASIN UNSLOTTED WASTE

- For basins without an overflow
- Allows water to flow continuously reducing the risk of flooding



WSTGR114/UNS Chrome Ex.VAT £9.92 Inc.VAT £11.90

FREE FLOW 1 1/4" BASIN FLIP TOP WASTE

- Slotted waste for basins with a built in overflow



FTW300/017 Chrome Ex.VAT £25.76 Inc.VAT £30.91

1 1/4" BASIN SLOTTED PRESS TOP WASTE


- Slotted waste for basins with a built in overflow



PTW300/017 Chrome Ex.VAT £15.95 Inc.VAT £19.14

1 1/4" BASIN SLOTTED WASTE

- Complete With Poly Plug and Chain
- Slotted waste for basins with a built in overflow



DW300 Chrome Ex.VAT £6.14 Inc.VAT £7.37

WASTES & SPARES

WASTES

1 1/4" BASIN SLOTTED WASTE

- Complete With Brass Plug and Chain
- Slotted waste for basins with a built in overflow



| | |
|------------------|------------------------------|
| DW300/017 Chrome | Ex.VAT £9.81 Inc.VAT £11.77 |
| DW300/501 Gold | Ex.VAT £35.65 Inc.VAT £42.78 |

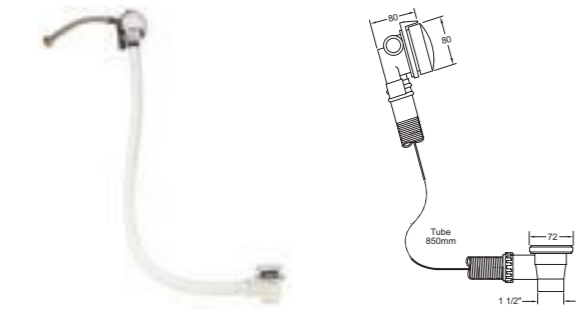
1 1/4" PLASTIC BASIN WASTE



| | |
|------------------|------------------------------|
| WST20/017 Chrome | Ex.VAT £10.43 Inc.VAT £12.52 |
|------------------|------------------------------|

OVERFLOW BATH FILLER WITH CLICKER OR POP UP WASTE

- For use with diverter valves
- Ideal for use with Methven 3 Dial Valves
- Operated by over flow allowing hands free drainage



| | |
|-----------------------|--------------------------------|
| OBFC Chrome Press Top | Ex.VAT £170.40 Inc.VAT £204.48 |
| OBFP Chrome Pop-up | Ex.VAT £160.68 Inc.VAT £192.82 |

1 1/2" BATH FILL AND OVERFLOW WASTE

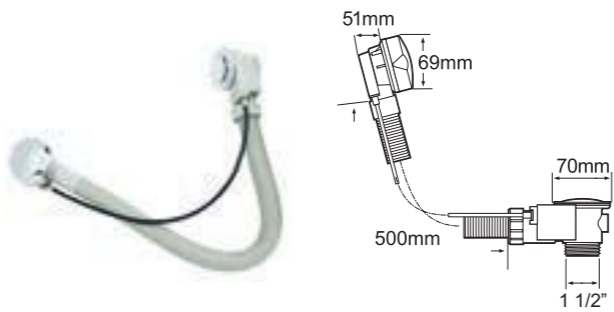
- Operated by over flow allowing hands free drainage



| | |
|---------------|--------------------------------|
| PUW206 Chrome | Ex.VAT £115.95 Inc.VAT £139.14 |
|---------------|--------------------------------|

1 1/2" BATH WASTE


- Pop up Waste



| | |
|-----------------|------------------------------|
| PUW200 Chrome | Ex.VAT £32.51 Inc.VAT £39.01 |
| PUW200/501 Gold | Ex.VAT £59.21 Inc.VAT £71.05 |

1 1/2" BATH PRESS TOP WASTE

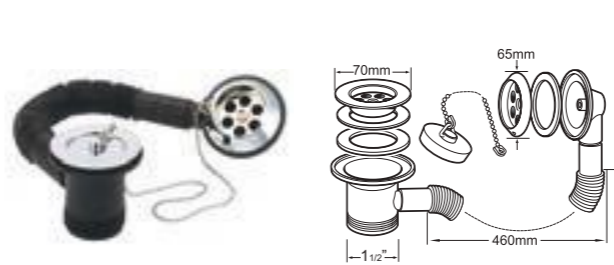
- Complete with overflow assembly and press top waste



| | |
|-------------------|------------------------------|
| PTW404/017 Chrome | Ex.VAT £30.68 Inc.VAT £36.82 |
|-------------------|------------------------------|

1 1/2" BATH TIDY WASTE

- Complete with overflow assembly and metal plug



| | |
|-------------------|------------------------------|
| BTW404/017 Chrome | Ex.VAT £20.86 Inc.VAT £25.03 |
|-------------------|------------------------------|

1 1/2" BATH WASTE - PLASTIC BODY

- Complete With Overflow Assembly And Poly Plug



| | |
|---------------|----------------------------|
| FOV414 Chrome | Ex.VAT £6.75 Inc.VAT £8.10 |
|---------------|----------------------------|

WASTES & SPARES

WASTES

1 1/2" BATH WASTE AND OVERFLOW

- Complete With Overflow Assembly And Brass Plug



WST27/BATH Chrome Ex.VAT £14.11 Inc.VAT £16.93

1 1/2" BATH WASTE - BRASS BODY

- Complete With Overflow Assembly And Brass Plug



DW404/017 Chrome Ex.VAT £16.57 Inc.VAT £19.88

DW404/501 Gold Ex.VAT £42.66 Inc.VAT £51.19

1 1/4" BASIN, 1 1/2" BATH WASTE AND OVERFLOW SET

- 1 1/4" Basin Waste
- 1 1/2" Plastic Bath Waste And Overflow

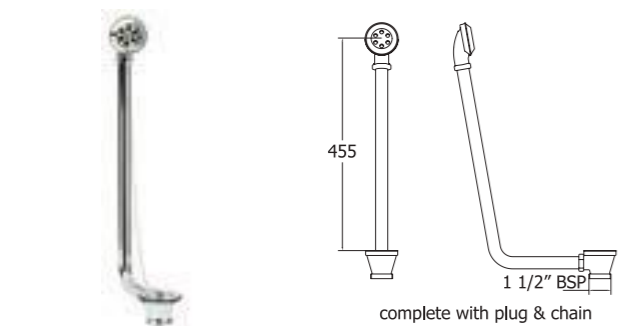


WST27/017 Chrome Ex.VAT £16.57 Inc.VAT £19.88

WST27/501 Gold Ex.VAT £42.66 Inc.VAT £51.19

1 1/2" BATH CHROME PLATED EXPOSED WASTE AND OVERFLOW

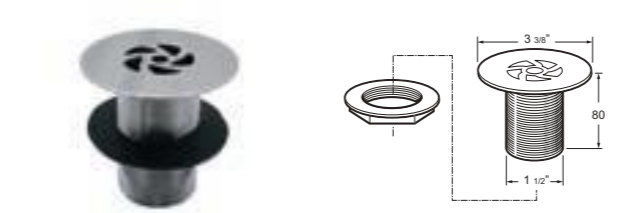
- Chrome plated overflow tube
- Chain and plug



EBW404/017 Chrome Ex.VAT £64.42 Inc.VAT £77.30


1 1/2" GRATED WASTE

- Allows water to flow out continuously reducing the risk of flooding



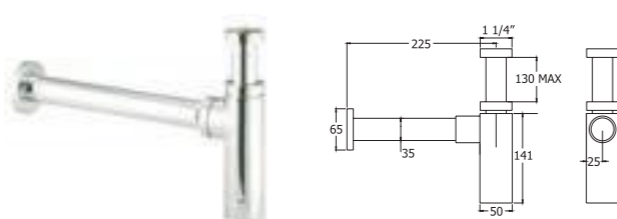
WSTGR112/UNS Chrome Ex.VAT £14.33 Inc.VAT £17.20

1 1/2" SINK WASTE WITH OVERFLOW



FOV412 Chrome Ex.VAT £7.36 Inc.VAT £8.83

1 1/4" BOTTLE TRAP WITH WALL EXTENSION



VSN625 Chrome Ex.VAT £52.00 Inc.VAT £62.40

VSN625BK Black Ex.VAT £84.40 Inc.VAT £101.76

1 1/4" BOTTLE TRAP WITH WALL EXTENSION



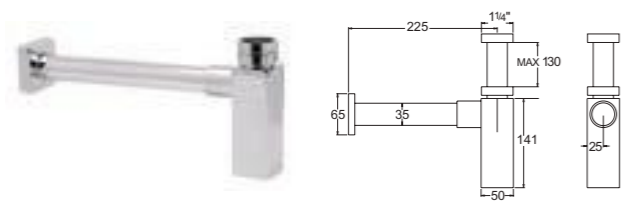
TCP625 Chrome Ex.VAT £38.65 Inc.VAT £46.38

TCP625/501 Gold Ex.VAT £65.57 Inc.VAT £78.68

WASTES & SPARES

SHOWER SPARES

SQUARE BOTTLE TRAP WITH WALL
EXTENSION



TCP626 Chrome Ex.VAT £62.40 Inc.VAT £74.88


CONCEALED SHOWER SPINDLE EXTENSION



- INLET CONNECTIONS:
1/2" BSP
WORKING PRESSURE:
0.35 - 5.0 bar
- To suit Methven concealed 1V, 2VDIV & 3VDIV showers
 - Allows additional 30mm mounting depth

XTSPIND Chrome Ex.VAT £88.19 Inc.VAT £105.83
XTSPINDA Chrome to suit ABS plate Ex.VAT £88.19 Inc.VAT £105.83
XTSPINDBK Matte Black Ex.VAT £100.00 Inc.VAT £120.00

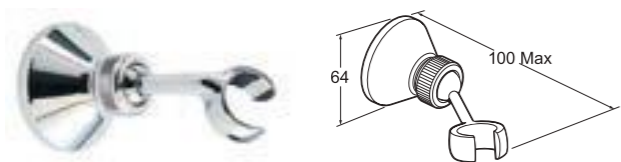
EXPOSED ELBOWS FOR BAR SHOWERS



- INLET CONNECTIONS:
15mm Compression
- Sold in pairs

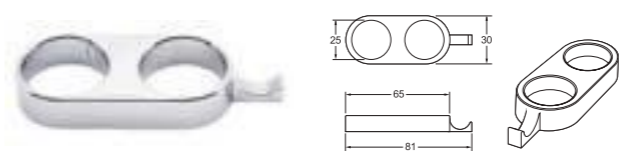
SPE04 Chrome Ex.VAT £39.27 Inc.VAT £47.12

WALL BRACKET - CHROME



SPE06 Chrome Ex.VAT £19.02 Inc.VAT £22.82

HOSE RETAINER



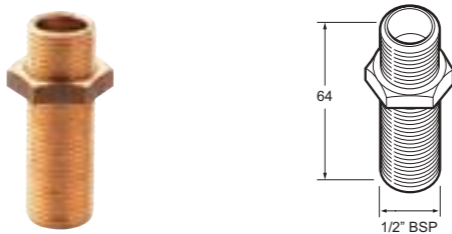
SPE08 Chrome Ex.VAT £4.30 Inc.VAT £5.16

HOSE RETAINER WALL MOUNTED



- Brass construction
- SPE09 Chrome Ex.VAT £11.65 Inc.VAT £13.98

BRASS STRAIGHT NIPPLE AND BACK NUT 1/2"



- INLET CONNECTIONS:
1/2" BSP
- Converts female 1/2" BSP to male 1/2" BSP
- SPE13 Brass Ex.VAT £8.59 Inc.VAT £10.31

WASTES & SPARES

TAP SPARES

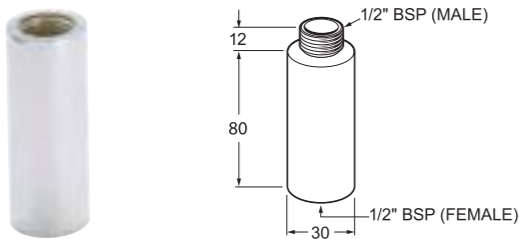
STR3AM REPLACEMENT FILTER

- Carbon Polyphosphate Filter



FILTER 001 White Ex.VAT £25.16 Inc.VAT £30.19

80MM WALL EXTENSIONS

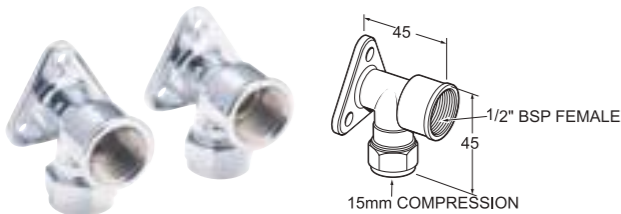


INLET CONNECTIONS:
1/2" BSP

- Sold in singles
- For use with bib taps

095 80MM Chrome Ex.VAT £38.65 Inc.VAT £46.38

WALL EXTENSIONS



INLET CONNECTIONS:
15mm Compression

- Sold in pairs
- For use with bib taps

095 WALL EXT Chrome Ex.VAT £77.30 Inc.VAT £92.76

VALVE TO SUIT DLT RANGE 1/2" AND 3/4"

- Sold in pairs - dispatched as 1 hot and 1 cold valve



CDV001 Brass Ex.VAT £22.70 Inc.VAT £27.24

CDV200 Brass Ex.VAT £37.11 Inc.VAT £44.53

STANDARD DEVA VALVE 1/2"

- Sold in pairs - dispatched as 1 hot and 1 cold valve



V2 Brass Ex.VAT £9.81 Inc.VAT £11.77

CHROME PLATED HANDLE OPTION



DCM179 Chrome Ex.VAT £7.98 Inc.VAT £9.58

PROFILE ACRYLIC TAP HEAD

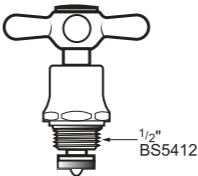


DAC179 Acrylic Ex.VAT £6.14 Inc.VAT £7.37

PERIOD STYLE CONVERSION KIT BS5412 ONLY

WORKING PRESSURE:
0.1 - 5.0 bar

- Sold in pairs - suitable to replace most basin, sink and bath taps, either BS5412 or BS1010



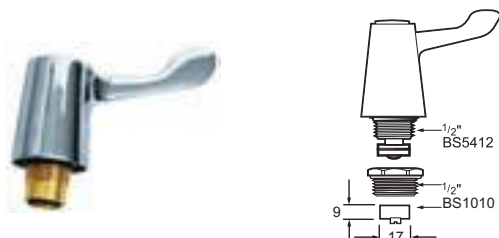
VIC CONV.KIT Chrome Ex.VAT £33.75 Inc.VAT £40.50

VIC CONV.KIT/501 Gold Ex.VAT £60.49 Inc.VAT £72.59

WASTES & SPARES

TAP SPARES

3" LEVER CONVERSION KIT BS5412/BS1010



WORKING PRESSURE:
0.1 - 5.0 bar

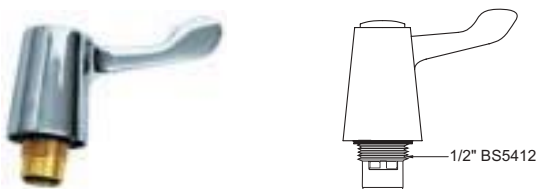
- Sold in pairs - suitable to replace most basin, sink and bath taps, either BS5412 or BS1010



DFVKIT Chrome

Ex.VAT **£42.95** Inc.VAT **£51.54**

LEVER ACTION 3" CONVERSION KIT



INLET CONNECTIONS:
1/2" BSP

WORKING PRESSURE:
0.2 - 5.0 bar


- Fits BS5412 taps



DLTKIT Chrome

Ex.VAT **£43.62** Inc.VAT **£52.34**

UNIVERSAL CONVERSION KIT



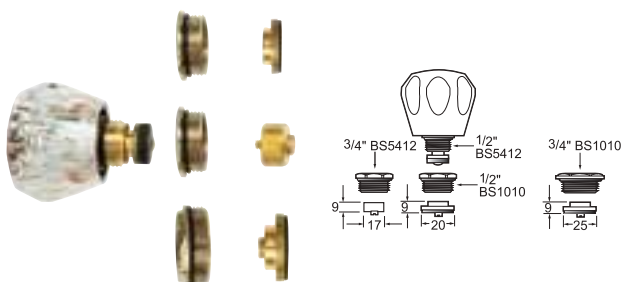
WORKING PRESSURE:
0.1 - 5.0 bar

- Sold in pairs - suitable to replace most basin, sink and bath taps, either BS5412 or BS1010

MCK001 Chrome

Ex.VAT **£22.08** Inc.VAT **£26.50**

UNIVERSAL CONVERSION KIT - ACRYLIC HANDLE



WORKING PRESSURE:
0.1 - 5.0 bar

- Sold in pairs - suitable to replace most basin, sink and bath taps, either BS5412 or BS1010



ACK001 Acrylic

Ex.VAT **£21.48** Inc.VAT **£25.78**



INDEX OF PRODUCTS

| Code | Description | Ex.VAT | Inc.VAT | Page |
|--------------|---|---------|---------|------|
| 095 80MM | 80mm Wall Extensions - Chrome | £38.65 | £46.38 | 164 |
| 095 WALL EXT | Wall Extensions - Chrome | £77.30 | £92.76 | 164 |
| 095X | Cross Handle ½" BS5412 Valve Bib Taps - Chrome | £30.68 | £36.82 | 142 |
| 181X | Cross Handle Basin Taps - Chrome | £30.68 | £36.82 | 142 |
| 182X | Cross Handle Bath Taps - Chrome | £32.51 | £39.01 | 142 |
| 183X | Cross Handle Sink Taps - Chrome | £33.75 | £40.50 | 143 |
| 186X | Cross Handle Deck Mounted Bath Shower Mixer - Chrome | £122.70 | £147.24 | 143 |
| 187X | Cross Handle Deck Mounted Sink Mixer - Chrome | £58.28 | £69.94 | 143 |
| ACK001 | Universal Conversion Kit - Acrylic Handle - Acrylic | £21.48 | £25.78 | 166 |
| ADORE101 | Adore Basin Taps - Chrome | £53.49 | £64.19 | 116 |
| ADORE101/501 | Adore Basin Taps - Gold | £84.88 | £101.86 | 116 |
| ADORE102 | Adore Bath Taps - Chrome | £66.84 | £80.21 | 117 |
| ADORE102/501 | Adore Bath Taps - Gold | £92.32 | £110.78 | 117 |
| ADORE106 | Adore Deck Mounted Bath Shower Mixer - Chrome | £127.33 | £152.80 | 117 |
| ADORE106/501 | Adore Deck Mounted Bath Shower Mixer - Gold | £191.00 | £229.20 | 117 |
| ADORE108 | Adore Deck Mounted Bath Filler - Chrome | £106.95 | £128.34 | 117 |
| ADORE108/501 | Adore Deck Mounted Bath Filler - Gold | £157.88 | £189.46 | 117 |
| ADORE113 | Adore Mono Basin Mixer - Chrome | £73.85 | £88.62 | 116 |
| ADORE113/501 | Adore Mono Basin Mixer - Gold | £112.04 | £134.45 | 116 |
| ADORE113/EK | Adore Mono Basin Mixer - Chrome | £73.85 | £88.62 | 116 |
| ADORE171 | Adore Mono Sink Mixer - Chrome | £100.59 | £120.71 | 128 |
| ADORE171/EK | Adore Mono Sink Mixer - Chrome | £100.59 | £120.71 | 128 |
| ADORE313 | Adore Mini Mono Basin Mixer - Chrome | £53.49 | £64.19 | 116 |
| AIR1HSCPWHUK | Airstream Handset - Chrome & White | £36.74 | £44.09 | 19 |
| AIR3HSCPUPK | Airstream Handset - Chrome & White | £31.23 | £37.48 | 19 |
| AMBCPUK | Amio Basin Mixer - Chrome | £87.50 | £105.00 | 65 |
| AMBFPCUPK | Amio Deck Mounted Bath Filler - Chrome | £133.33 | £160.00 | 65 |
| AMBMCPUPK | Amio Mini Basin Mixer - Chrome | £70.00 | £84.00 | 65 |
| AMBSMCPUPK | Satinjet Amio Deck Mounted Bath Shower Mixer - Chrome | £170.00 | £204.00 | 66 |
| AMTBCPUK | Amio Tall Basin Mixer - Chrome | £125.00 | £150.00 | 65 |
| AOBBCPUK | Aio Basin Mixer - Chrome | £180.16 | £216.19 | 55 |
| AOBFPCUPK | Aio Bath Filler - Chrome | £243.44 | £292.13 | 55 |
| AOBMCPUPK | Aio Mini Basin Mixer - Chrome | £155.80 | £186.96 | 55 |
| AOBSMCPUPK | Aio Bath Shower Mixer - Chrome | £291.17 | £349.40 | 55 |
| AOCTSCPUK | Aurajet Aio Cool To Touch Bar Mixer Shower Kit - Chrome | £291.17 | £349.40 | 28 |
| AOCTSCPWHUK | Aurajet Aio Cool To Touch Bar Mixer Shower Kit - Chrome & White | £291.17 | £349.40 | 28 |
| AOCTSEFCP | Aurajet Aio Cool To Touch Bar Mixer With Easy Fit Shower Kit - Chrome | £289.40 | £347.28 | 28 |
| AOHRCPUPK | Aurajet Aio Hi Rise Shower - Chrome | £227.86 | £273.43 | 25 |
| AOHRCPWHUK | Aurajet Aio Hi Rise Shower - Chrome & White | £227.86 | £273.43 | 25 |
| AOHSCPUK | Aurajet Aio Handset - Chrome | £86.65 | £103.98 | 16 |
| AOHSCPWHUK | Aurajet Aio Handset - Chrome & White | £86.65 | £103.98 | 16 |
| AOKCTSDEF | Aurajet Aio Cool To Touch Bar Shower With Diverter - Chrome | £350.56 | £420.67 | 27 |
| AOOSCPUPK | Aurajet Aio Overhead Shower - Chrome | £242.48 | £290.98 | 24 |
| AOOSCPWHUK | Aurajet Aio Overhead Shower - Chrome & White | £242.48 | £290.98 | 24 |
| AOSACPUK | Aurajet Aio Wall Shower On Short Arm - Chrome | £149.96 | £179.95 | 25 |
| AOSACPWHUK | Aurajet Aio Wall Shower On Short Arm - Chrome & White | £149.96 | £179.95 | 25 |
| AOSRCPUK | Aurajet Aio Rail Shower - Chrome | £193.78 | £232.54 | 26 |
| AOSRCPWHUK | Aurajet Aio Rail Shower - Chrome & White | £193.78 | £232.54 | 26 |
| AOSSCPUPK | Aurajet Aio Shower System - Chrome | £583.30 | £699.96 | 24 |
| AOSSCPWHUK | Aurajet Aio Shower System - Chrome & White | £583.30 | £699.96 | 24 |
| AOWOBBCPUK | Aurajet Aio Hand Shower - Chrome | £165.55 | £198.66 | 26 |
| AOWOBBCPWHUK | Aurajet Aio Hand Shower - Chrome & White | £165.55 | £198.66 | 26 |
| ARMCO3 | Round Ceiling Shower Arm 20cm - Chrome | £39.27 | £47.12 | 90 |
| ARMCO4 | Square Ceiling Shower Arm 20cm - Chrome | £45.40 | £54.48 | 90 |
| ARMW01 | Brass Shower Arm - Chrome | £23.92 | £28.70 | 91 |

| Code | Description | Ex.VAT | Inc.VAT | Page |
|-------------|--|---------|---------|------|
| ARMW01/G | Brass Shower Arm - Gold | £50.29 | £60.35 | 91 |
| ARMW02 | Shower Arm - Chrome | £27.60 | £33.12 | 91 |
| ARMW05 | Square Shower Arm - Chrome | £52.15 | £62.58 | 91 |
| AVSH001 | Anti-Vandal Shower Head - Chrome | £77.30 | £92.76 | 149 |
| AVSH002 | Anti-Vandal Shower Shower System - Chrome | £164.09 | £196.91 | 150 |
| BRBBKUK | Breeze Basin Mixer - Matte Black | £162.95 | £195.54 | 62 |
| BRBCPUK | Breeze Basin Mixer - Chrome | £125.62 | £150.74 | 62 |
| BRBFPCUPK | Breeze Bath Filler - Chrome | £184.05 | £220.86 | 62 |
| BRBSMCPUPK | Satinjet Breeze Bath Shower Mixer - Chrome | £213.26 | £255.91 | 63 |
| BRWBK | Breeze Basin Mixer - Matte Black with press top waste | £193.90 | £232.68 | 62 |
| BRWMBBUK | Breeze Wall Mounted Basin Mixer - Matte Black | £220.00 | £264.00 | 62 |
| BTW404/017 | 1 ½" Bath Tidy Waste - Chrome | £20.86 | £25.03 | 159 |
| CABBCPUK | Cari Basin Mixer - Chrome | £125.62 | £150.74 | 64 |
| CABFCPUK | Cari Bath Filler - Chrome | £184.05 | £220.86 | 64 |
| CABSMCPUPK | Satinjet Cari Bath Shower Mixer - Chrome | £213.26 | £255.91 | 64 |
| CDV001 | Valve To Suit DLT Range ½" - Brass | £22.70 | £27.24 | 164 |
| CMS191 | Contract Mono Sink Mixer Contract Mono Sink Mixer - Chrome | £68.10 | £81.72 | 147 |
| CMS191/002 | Profile Contract Mono Sink Mixer - Mocha | £90.19 | £108.23 | 147 |
| CNTL01 | Lever Action Basin Taps - Chrome | £40.49 | £48.59 | 141 |
| CNTL02 | Lever Action Bath Taps - Chrome | £46.62 | £55.94 | 141 |
| CNTL03 | Lever Action Contract Sink Pillar Taps - Chrome | £46.62 | £55.94 | 141 |
| COMBMEF | Combi Bar Shower With Multi Mode Kit - Chrome | £174.84 | £209.81 | 75 |
| COMBS | Combi Bar Shower With Single Mode Kit - Chrome | £115.89 | £139.07 | 75 |
| CONV130 | Converse Mono Sink Mixer - Chrome | £122.70 | £147.24 | 126 |
| CORM03 | Non Concussive Self Closing Pillar Basin Tap - Chrome | £32.51 | £39.01 | 148 |
| CR19 | Coronation Basin Taps - Chrome | £77.30 | £92.76 | 120 |
| CR19/501 | Coronation Basin Taps - Gold | £105.68 | £126.82 | 120 |
| CR20 | Coronation Bath Taps - Chrome | £96.94 | £116.33 | 120 |
| CR20/501 | Coronation Bath Taps - Gold | £126.06 | £151.27 | 120 |
| CR23 | Coronation Pillar Mounted Bath Shower Mixer - Chrome | £322.08 | £386.50 | 120 |
| CR23/501 | Coronation Pillar Mounted Bath Shower Mixer - Gold | £397.89 | £477.47 | 120 |
| CR24 | Coronation Mono Basin Mixer With Pop Up Waste - Chrome | £161.35 | £193.62 | 120 |
| CR24/501 | Coronation Mono Basin Mixer With Pop Up Waste - Gold | £205.64 | £246.77 | 120 |
| CR26 | Coronation Bath Filler - Chrome | £244.77 | £293.72 | 121 |
| CR26/501 | Coronation Bath Filler - Gold | £304.95 | £365.94 | 121 |
| CR27A | Coronation High Neck Sink Taps - Chrome | £88.95 | £106.74 | 131 |
| CR27A/501 | Coronation High Neck Sink Taps - Gold | £117.78 | £141.34 | 131 |
| CR305 | Coronation Bridge Sink Mixer - Chrome | £214.10 | £256.92 | 130 |
| CR305/501 | Coronation Bridge Sink Mixer - Gold | £260.38 | £312.46 | 130 |
| DAC179 | Profile Acrylic Tap Head - Acrylic | £6.14 | £7.37 | 165 |
| DCM SPEC101 | Profile Basin Taps - Chrome | £26.38 | £31.66 | 144 |
| DCM SPEC102 | Profile Bath Taps - Chrome | £28.23 | £33.88 | 145 |
| DCM SPEC103 | Profile Sink Taps - Chrome | £33.12 | £39.74 | 147 |
| DCM SPEC105 | Profile Deck Mounted Sink Mixer - Chrome | £61.35 | £73.62 | 146 |
| DCM101 | Profile Basin Taps - Chrome | £23.32 | £27.98 | 144 |
| DCM101/501 | Profile Basin Taps - Gold | £49.66 | £59.59 | 144 |
| DCM102 | Profile Bath Taps - Chrome | £25.16 | £30.19 | 145 |
| DCM102/501 | Profile Bath Taps - Gold | £51.57 | £61.88 | 145 |
| DCM103 | Profile Sink Taps - Chrome | £30.07 | £36.08 | 147 |
| DCM104 | Profile Mono Sink Mixer - Chrome | £68.10 | £81.72 | 146 |
| DCM105 | Profile Deck Mounted Sink Mixer - Chrome | £58.28 | £69.94 | 146 |
| DCM106 | Profile Deck Mounted Bath Shower Mixer - Chrome | £94.47 | £113.36 | 145 |
| DCM106/501 | Profile Deck Mounted Bath Shower Mixer - Gold | £161.71 | £194.05 | 145 |
| DCM108 | Profile Deck Mounted Bath Filler - Chrome | £74.84 | £89.81 | 145 |
| DCM108/501 | Profile Deck Mounted Bath Filler - Gold | £128.60 | £154.32 | 145 |
| DCM113 | Profile Mono Basin Mixer With Pop Up Waste - Chrome | £63.19 | £75.83 | 144 |

INDEX OF PRODUCTS

| Code | Description | Ex.VAT | Inc.VAT | Page |
|-------------|--|---------|---------|------|
| DCM113/501 | Profile Mono Basin Mixer With Pop Up Waste - Gold | £103.77 | £124.52 | 144 |
| DCM113B | Profile Mono Basin Mixer - Chrome | £58.28 | £69.94 | 144 |
| DCM172 | Profile Deck Mounted Sink Mixer - Chrome | £88.35 | £106.02 | 146 |
| DCM179 | Chrome Plated Handle Option - Chrome | £7.98 | £9.58 | 165 |
| DCP124/004 | Profile Mono Sink Mixer - Beige | £90.19 | £108.23 | 146 |
| DCP124/005 | Profile Mono Sink Mixer - White | £90.19 | £108.23 | 146 |
| DCTSDEF | Dynamic Cool to Touch Bar Shower with Diverter to Fixed Head & Hand-set - Chrome | £339.85 | £407.82 | 72 |
| DFV095 | Lever Action Bib Taps - Chrome | £64.42 | £77.30 | 136 |
| DFVKIT | 3" Lever Conversion Kit BS5412/ BS1010 - Chrome | £42.95 | £51.54 | 166 |
| DLT SPEC101 | Lever Action Basin Taps - Chrome | £39.87 | £47.84 | 137 |
| DLT SPEC102 | Lever Action Bath Taps - Chrome | £43.56 | £52.27 | 137 |
| DLT SPEC103 | Lever Action Sink Taps - Chrome | £43.56 | £52.27 | 138 |
| DLT SPEC105 | Lever Action Deck Mounted Sink Mixer - Chrome | £79.14 | £94.97 | 139 |
| DLT SPEC106 | Lever Action Deck Mounted Bath Shower Mixer - Chrome | £128.22 | £153.86 | 138 |
| DLT TSM 106 | Thermostatic Bath Shower Mixer - Chrome | £712.26 | £854.71 | 150 |
| DLTO95 | Lever Action Bib Taps - Chrome | £59.94 | £71.93 | 136 |
| DLT101 | Lever Action Basin Taps - Chrome | £36.81 | £44.17 | 137 |
| DLT102 | Lever Action Bath Taps - Chrome | £40.49 | £48.59 | 137 |
| DLT103 | Lever Action Sink Taps - Chrome | £40.49 | £48.59 | 138 |
| DLT104 | Lever Action Mono Sink Mixer - Chrome | £101.84 | £122.21 | 139 |
| DLT105 | Lever Action Deck Mounted Sink Mixer - Chrome | £76.08 | £91.30 | 139 |
| DLT106 | Lever Action Deck Mounted Bath Shower Mixer - Chrome | £125.15 | £150.18 | 138 |
| DLT108 | Lever Action Deck mounted Bath Filler - Chrome | £103.06 | £123.67 | 138 |
| DLT113 | Lever Action Mono Basin Mixer With Pop Up Waste - Chrome | £88.95 | £106.74 | 136 |
| DLT172 | Lever Action Deck Mounted Sink Mixer - Chrome | £121.26 | £145.51 | 139 |
| DLT305B | Lever Action 3" Lever Bridge Sink Mixer - With Adjustable Centres - Chrome | £146.02 | £175.22 | 140 |
| DLTKIT | Lever Action 3" Conversion Kit - Chrome | £43.62 | £52.34 | 140 |
| DLTKIT | Lever Action 3" Conversion Kit - Chrome | £43.62 | £52.34 | 166 |
| DLV002 | Lever Action 6" Lever handle Option | £37.44 | £44.93 | 136 |
| DLV101 | Lever Action Basin Taps - Chrome 6" | £75.46 | £90.55 | 137 |
| DLV102 | Lever Action Bath Taps - Chrome 6" | £79.14 | £94.97 | 137 |
| DLV103 | Lever Action Sink Taps - Chrome 6" | £79.14 | £94.97 | 138 |
| DLV105 | Lever Action Deck Mounted Sink Mixer - Chrome 6" | £115.95 | £139.14 | 139 |
| DLV305B | Lever Action 6" Lever Bridge Sink Mixer With Adjustable Centres - Chrome | £193.25 | £231.90 | 140 |
| DLV305WM | Lever Wall Mounted Bridge Sink Mixer 6" Levers - Chrome | £200.00 | £240.00 | 140 |
| DW300 | 1¼" Basin Slotted Waste - Chrome | £6.14 | £7.37 | 157 |
| DW300/017 | 1¼" Basin Slotted Waste - Chrome | £9.81 | £11.77 | 158 |
| DW300/501 | 1¼" Basin Slotted Waste - Gold | £35.65 | £42.78 | 158 |
| DW404/017 | 1½" Bath Waste - Brass Body - Chrome | £16.57 | £19.88 | 160 |
| DW404/501 | 1½" Bath Waste - Brass Body - Gold | £42.66 | £51.19 | 160 |
| DYN 106 | Dynamic Pillar Mounted Thermostatic Bath Shower Mixer - Chrome | £257.66 | £309.19 | 150 |
| EBW404/017 | 1½" Bath Chrome Plated Exposed Waste And Overflow - Chrome | £64.42 | £77.30 | 160 |
| EDGE104 | Edge Mono Sink Mixer - Chrome | £174.23 | £209.08 | 125 |
| EDGE118 | Edge Mono Sink Mixer - Chrome | £219.01 | £262.81 | 124 |
| EKIT01/A | Airstream 3 Mode Easy Fit Shower Kit - Chrome & White | £85.30 | £102.36 | 48 |
| EKIT03/A | Airstream 3 Mode Easy Fit Shower Kit - Chrome | £76.11 | £91.33 | 49 |
| EKIT04/M | Satinjet Maku Easy Fit Shower Kit - Chrome & Graphite | £90.48 | £108.58 | 41 |
| EKIT05/K | Satinjet Kiri Easy Fit Shower Kit - Chrome | £93.60 | £112.32 | 40 |
| EKIT06/AIO | Aurojet Aio Easy Fit Shower Kit - Chrome | £143.52 | £172.22 | 27 |
| EKIT07/RUA | Aurojet Rua Easy Fit Shower Kit - Chrome | £141.00 | £169.20 | 22 |
| EKIT08/KH | Satinjet Kaha Easy Fit Shower Kit - Chrome | £125.00 | £150.00 | 31 |

| Code | Description | Ex.VAT | Inc.VAT | Page |
|----------------|---|---------|---------|-----------|
| EKIT09/KR | Satinjet Kiri MK2 Easy Fit Shower Kit - Chrome | £95.83 | £115.00 | 39 |
| ELAN101 | Elan Basin Taps - Chrome | £77.30 | £92.76 | 104 |
| ELAN102 | Elan Bath Taps - Chrome | £90.19 | £108.23 | 104 |
| ELAN106/DM | Elan Deck Mounted Bath Shower Mixer - Chrome | £153.38 | £184.06 | 105 |
| ELAN108 | Elan Deck Mounted Bath Filler - Chrome | £122.70 | £147.24 | 105 |
| ELAN113 | Elan Mono Basin Mixer - Chrome | £109.81 | £131.77 | 104 |
| ELAN313 | Elan Mini Mono Basin Mixer - Chrome | £91.42 | £109.70 | 104 |
| EPR104 | Expression Mono Sink Mixer - Chrome | £200.00 | £240.00 | 125 |
| ETH106 | Ethos Deck Mounted Bath Shower Mixer - Chrome | £150.00 | £180.00 | 112 |
| ETH108 | Ethos Deck Mounted Bath Filler - Chrome | £116.67 | £140.00 | 112 |
| ETH113 | Ethos Mono Basin Mixer - Chrome | £83.33 | £100.00 | 112 |
| FILTER 001 | Str3Am Replacement Filter - White | £25.16 | £30.19 | 164 |
| FILTER 001 | Str3Am Mono Water Filter - White | £25.16 | £30.19 | 124 & 164 |
| FLU115 | Flugel Mono Sink Mixer - Chrome | £231.90 | £278.28 | 125 |
| FOV412 | 1½" Sink Waste With Overflow - Chrome | £7.36 | £8.83 | 161 |
| FOV414 | 1½" Bath Waste - Plastic Body - Chrome | £6.75 | £8.10 | 159 |
| FTW300/017 | Free Flow 1¼" Basin Flip Top Waste - Chrome | £25.76 | £30.91 | 157 |
| GASMCP | Gaston Sink Mixer - Chrome | £283.33 | £340.00 | 68 |
| GASMCPUK | Gaston Sink Mixer - Chrome & Black | £287.50 | £345.00 | 68 |
| GASMSC | Gaston Sink Mixer - Satin Chrome | £291.67 | £350.00 | 68 |
| GE01 | Georgian Basin Taps - Chrome | £96.94 | £116.33 | 118 |
| GE01/501 | Georgian Basin Taps - Gold | £126.06 | £151.27 | 118 |
| GE02 | Georgian Bath Taps - Chrome | £115.95 | £139.14 | 118 |
| GE02/501 | Georgian Bath Taps - Gold | £145.79 | £174.95 | 118 |
| GE03 | Georgian Pillar Mounted Bath Shower Mixer - Chrome | £425.14 | £510.17 | 118 |
| GE03/501 | Georgian Pillar Mounted Bath Shower Mixer - Gold | £504.85 | £605.82 | 118 |
| GE04 | Georgian Mono Basin Mixer With Pop Up Waste - Chrome | £193.25 | £231.90 | 118 |
| GE04/501 | Georgian Mono Basin Mixer With Pop Up Waste - Gold | £238.74 | £286.49 | 118 |
| GE08 | Georgian Pillar Mounted Bath Filler - Chrome | £296.32 | £355.58 | 119 |
| GE08/501 | Georgian Pillar Mounted Bath Filler - Gold | £358.43 | £430.12 | 119 |
| GE0305 | Georgian Bridge Sink Mixer - Chrome | £212.89 | £255.47 | 130 |
| GEOCCONT05 | Georgian Concentric Shower With Single Mode Kit - Chrome | £490.79 | £588.95 | 79 |
| GEOCR | Georgian Traditional Exposed Concentric Shower With Rigid Riser & Rose - Chrome | £526.99 | £632.34 | 79 |
| GLSMCP | Glide Sink Mixer - Chrome | £165.83 | £199.00 | 69 |
| HANM04 | 5 Mode Handset - Chrome | £26.38 | £31.66 | 87 |
| HANM09 | Krome 3 Mode Handset 100mm - Chrome | £25.55 | £30.66 | 88 |
| HANS03 | Traditional Single Mode Handset - Chrome | £34.96 | £41.95 | 87 |
| HANS03/G | Traditional Single Mode Handset - Gold | £61.76 | £74.11 | 87 |
| HEAA06 | 3 Mode Shower Head With Arm - Chrome | £65.03 | £78.04 | 87 |
| HEAH01 | 2" (50mm) Brass Shower Head With Swivel Joint - Chrome | £20.24 | £24.29 | 86 |
| HEAH02 | 5" (125mm) Traditional Shower Head With Swivel Joint - Chrome | £51.13 | £61.36 | 86 |
| HEAH02/G | 5" (125mm) Traditional Shower Head With Swivel Joint - Gold | £79.58 | £95.50 | 86 |
| HEAH05 | 8.6" (220mm) Round Fixed Head With Swivel Joint - Chrome | £40.90 | £49.08 | 86 |
| HEAH06 | Krome 8" (200mm) Fixed Head With Swivel Joint - Chrome | £46.01 | £55.21 | 86 |
| HEAH07 | 8" (200mm) Fixed Head With Swivel Joint - Chrome | £56.22 | £67.46 | 87 |
| HOS1.5CPS01 | Standard Bore Chrome Hoses - Chrome | £12.27 | £14.72 | 93 |
| HOS1.5CPS01/G | Standard Bore Chrome Hoses - Gold | £37.15 | £44.58 | 93 |
| HOS1.5CPW04 | Large Bore Chrome Hoses - Chrome | £19.64 | £23.57 | 93 |
| HOS1.5CP-W04/G | Large Bore Chrome Hoses - Gold | £42.44 | £50.93 | 93 |
| HOS1.5PVS07 | Smooth Shower Hose - Chrome 1.5 metre | £26.38 | £31.66 | 51 |

INDEX OF PRODUCTS

| Code | Description | Ex.VAT | Inc.VAT | Page |
|--------------|--|---------|---------|------|
| HOS1.5PVS07 | Smooth Shower Hose 1.5m - Chrome | £26.38 | £31.66 | 93 |
| HOS1.75CPS02 | Standard Bore Chrome Hoses - Chrome | £20.86 | £25.03 | 93 |
| HOS2.0CPS03 | Standard Bore Chrome Hoses - Chrome | £23.32 | £27.98 | 93 |
| HOS2.0CPW06 | Large Bore Chrome Hoses - Chrome | £24.54 | £29.45 | 93 |
| HOSE2.0 | Smooth Shower Hose - Chrome 2 metre | £30.68 | £36.82 | 51 |
| INS101 | Insignia Basin Taps - Chrome | £77.30 | £92.76 | 108 |
| INS102 | Insignia Bath Taps - Chrome | £90.19 | £108.23 | 109 |
| INS106 | Insignia Deck Mounted Bath Shower Mixer - Chrome | £161.35 | £193.62 | 109 |
| INS108 | Insignia Deck Mounted Bath Filler - Chrome | £141.71 | £170.05 | 109 |
| INS113 | Insignia Mono Basin Mixer - Chrome | £103.06 | £123.67 | 108 |
| INS120 | Insignia Mono Basin Mixer - Chrome | £103.06 | £123.67 | 108 |
| INS313 | Insignia Mini Mono Basin Mixer - Chrome | £73.62 | £88.34 | 108 |
| K1MSK | Satinjet Kiri Shower Kit - Chrome | £81.12 | £97.34 | 39 |
| KAHA 113 | Kaha Basin Mixer With Swivel Base - Chrome | £170.40 | £204.48 | 56 |
| KAHA 1V | Kaha Concealed Mixer Valve (Single Outlet) - Chrome (Metal) | £291.17 | £349.40 | 29 |
| KAHA 1VA | Kaha Concealed Mixer Valve (Single Outlet) - Chrome (ABS plate) | £245.23 | £294.28 | 29 |
| KAHA 1VBK | Kaha Concealed Mixer Valve (Single Outlet) - Matte Black | £364.49 | £437.39 | 46 |
| KAHA 2VDIV | Kaha Concealed Mixer Valve (2 outlets) - Chrome (Metal) | £339.85 | £407.82 | 29 |
| KAHA 2VDIVA | Kaha Concealed Mixer Valve (2 outlets) - Chrome (ABS plate) | £293.91 | £352.69 | 29 |
| KAHA 2VDIVBK | Kaha Concealed Mixer Valve (2 outlets) - Matte Black | £425.43 | £510.52 | 47 |
| KAHA 3VDIV | Kaha Concealed Mixer Valve (3 Outlets) - Chrome (Metal) | £437.24 | £524.69 | 30 |
| KAHA 3VDIVA | Kaha Concealed Mixer Valve (3 Outlets) - Chrome (ABS plate) | £391.30 | £469.56 | 30 |
| KAHA 3VDIVBK | Kaha Concealed Mixer Valve (3 Outlets) - Matte Black | £530.00 | £636.00 | 47 |
| KASMCP | Kaha Pull Out Sink Mixer - Chrome | £241.67 | £290.00 | 68 |
| KCTS | Satinjet Kiri Cool To Touch Bar Shower | £193.78 | £232.54 | 38 |
| KCTSDEF | Satinjet Kiri Cool To Touch Bar Shower with Diverter - Chrome & Graphite | £388.54 | £466.25 | 37 |
| KEBCPUK | Kea Mono Basin Mixer - Chrome | £106.14 | £127.37 | 60 |
| KEBFCPUK | Kea Bath Filler - Chrome | £154.84 | £185.81 | 61 |
| KEBMCPUK | Kea Mini Basin Mixer - Chrome | £96.41 | £115.69 | 60 |
| KEBPWCPUK | Kea Mono Basin Mixer - Chrome with pop-up waste | £110.24 | £132.29 | 60 |
| KEBSMCPUK | Satinjet Kea Bath Shower Mixer - Chrome | £184.05 | £220.86 | 61 |
| KESBS | Kestrel MK2 Cool To Touch Bar Shower With Multi Mode Kit | £125.00 | £150.00 | 76 |
| KESSMCP | Satinjet Kea Sequential Valve & Kit - Chrome & Graphite | £213.26 | £255.91 | 42 |
| KETBCPUK | Kea Basin Pillar Taps - Chrome | £96.41 | £115.69 | 60 |
| KETBTCPUK | Kea Bath Pillar Taps - Chrome | £106.14 | £127.37 | 60 |
| KHCTADEF | Satinjet Kaha Cool To Touch Bar Shower With Diverter - Chrome | £472.50 | £567.00 | 30 |
| KHCTSEFCP | Satinjet Kaha Cool To Touch Bar Mixer With Easy Fit Shower Kit - Chrome | £220.00 | £264.00 | 31 |
| KHHSCPUK | Satinjet Kaha Handset - Chrome | £65.54 | £78.65 | 16 |
| KHSBK | Airstream Krome Hand Shower - Matte Black | £106.00 | £127.20 | 45 |
| KHWSCPUK | Satinjet Kaha Shower Rose - Chrome | £70.23 | £84.28 | 16 |
| KIRI 111 | Kiri 3 Hole Deck Mounted Basin Mixer - Chrome | £219.11 | £262.93 | 57 |
| KIRI 113 | Kiri Basin Mixer - Chrome | £170.40 | £204.48 | 57 |
| KIRI 1V | Kiri Concealed Mixer Valve(Single Outlet) - Chrome (Metal) | £291.17 | £349.40 | 35 |
| KIRI 1VA | Kiri Concealed Mixer Valve(Single Outlet) - Chrome (ABS plate) | £245.23 | £294.28 | 35 |
| KIRI 2VDIV | Kiri Concealed Mixer Valve (2 outlets) - Chrome (Metal) | £339.85 | £407.82 | 35 |
| KIRI 2VDIVA | Kiri Concealed Mixer Valve (2 outlets) - Chrome (ABS plate) | £293.91 | £352.69 | 35 |
| KIRI 3VDIV | Kiri Concealed Mixer Valve (3 Outlets) - Chrome (Metal) | £437.24 | £524.69 | 36 |
| KIRI 3VDIVA | Kiri Concealed Mixer Valve (3 Outlets) - Chrome (ABS plate) | £391.30 | £469.56 | 36 |
| KISP172CPUK | Kiri Bath Wall Spout - Chrome | £106.14 | £127.37 | 57 |

| Code | Description | Ex.VAT | Inc.VAT | Page |
|--------------|--|---------|---------|------|
| KISSMCP | Satinjet Kiri Sequential Valve & Kit - Chrome & Graphite | £223.00 | £267.60 | 38 |
| KITM03 | 5 Mode Shower Kit - Chrome | £58.28 | £69.94 | 84 |
| KITS06 | Period Style Shower Kit - Chrome | £129.45 | £155.34 | 84 |
| KITS06/G | Period Style Shower Kit - Gold | £159.80 | £191.76 | 84 |
| KITS08 | Period Style Rigid Riser Shower Kit - Chrome | £161.97 | £194.36 | 85 |
| KITS08/G | Period StyleRigid Riser Shower Kit - Gold | £193.54 | £232.25 | 85 |
| KITS09 | Minimalist Rigid Riser Kit With Diverter To Fixed Head and Handset - Chrome | £232.50 | £279.00 | 85 |
| KK1 | Satinjet Kiri Shower Kit - Chrome & Graphite | £57.46 | £68.95 | 39 |
| KLTV106 | Satinjet Kiri Lever Thermostatic Pillar Mounted Bath Shower Mixer - Chrome | £308.67 | £370.40 | 57 |
| KLTV106/2BK | Satinjet Kiri Lever Thermostatic Pillar Mounted Bath Shower Mixer - Chrome | £359.38 | £431.26 | 58 |
| KMKIT | Krome 3 Mode Shower Kit - Chrome | £86.90 | £104.28 | 85 |
| KMKITBK | Airstream 3 Function Rail Shower - Matte Black | £108.79 | £130.55 | 45 |
| KRCTADEF | Satinjet Kiri MK2 Cool To Touch Bar Shower With Diverter - Chrome | £433.33 | £520.00 | 36 |
| KRCTSEFCP | Satinjet Kiri MK2 Cool To Touch Bar Shower With Easy Fit Shower Kit - Chrome | £210.00 | £252.00 | 37 |
| KRHSCPUK | Satinjet Kiri MK2 Handset - Chrome | £33.33 | £40.00 | 17 |
| KRLFHSCP | Satinjet Kiri Low Flow MK2 Handset - Chrome | £33.33 | £40.00 | 17 |
| KRLFWSCP | Satinjet Kiri Low Flow MK2 Shower Rose - Chrome | £33.33 | £40.00 | 17 |
| KRWSCPUK | Satinjet Kiri MK2 Shower Rose - Chrome | £33.33 | £40.00 | 17 |
| KSABK | Wall Mounted Shower Arm and Head - Matte Black | £94.17 | £113.00 | 46 |
| LACCMANM02 | Lace Manual Shower Valve With Single Mode Kit - Chrome | £168.07 | £201.68 | 82 |
| LACE101 | Lace Basin Taps - Chrome | £53.49 | £64.19 | 114 |
| LACE102 | Lace Bath Taps - Chrome | £66.84 | £80.21 | 114 |
| LACE106 | Lace Deck Mounted Bath Shower Mixer - Chrome | £127.33 | £152.80 | 115 |
| LACE108 | Lace Deck Mounted Bath Filler - Chrome | £106.95 | £128.34 | 115 |
| LACE113 | Lace Mono Basin Mixer - Chrome | £73.85 | £88.62 | 114 |
| LACE171 | Lace Mono Sink Mixer - Chrome | £100.59 | £120.71 | 128 |
| LACE313 | Lace Mini Mono Basin Mixer - Chrome | £53.49 | £64.19 | 114 |
| LACVMANM03 | Lace Manual Shower Valve - Chrome | £120.96 | £145.15 | 82 |
| LACVMANM03/G | Lace Manual Shower Valve - Gold | £146.43 | £175.72 | 82 |
| LEV104 | Lever Mono Sink Mixer - Chrome | £71.16 | £85.39 | 127 |
| LEV104/BC | LeverMono Sink Mixer - Brushed Chrome | £121.26 | £145.51 | 127 |
| MAHPCPUK | Satinjet Maku Handset - Chrome & Graphite | £24.25 | £29.10 | 19 |
| MCK001 | Universal Conversion Kit - Chrome | £22.08 | £26.50 | 166 |
| MCTS | Satinjet Maku Cool to Touch Bar Shower - Chrome & Graphite | £146.07 | £175.28 | 42 |
| MESMCP | Metro Pull Out Sink Mixer - Chrome | £229.17 | £275.00 | 68 |
| MET172 | Metropolis Mono Sink Mixer - Chrome | £147.23 | £176.68 | 126 |
| MET172/BC | MetropolisMono Sink Mixer - Brushed Chrome | £197.33 | £236.80 | 126 |
| METHSQELB | Square Wall Union - Chrome | £53.55 | £64.26 | 50 |
| METHSQELB | Square Wall Union - Chrome | £53.55 | £64.26 | 92 |
| MFH001 | Slim Brass Fixed Head Shower - Chrome | £243.44 | £292.13 | 20 |
| MFH002 | Slim Brass Fixed Head Shower - Chrome | £282.40 | £338.88 | 20 |
| MH1 | Microphone Handset - Chrome (Brass) | £38.95 | £46.74 | 19 |
| MH1A (ABS) | Microphone Handset - Chrome | £31.20 | £37.44 | 19 |
| MILAN 101 | Milan Basin Taps - Chrome | £36.81 | £44.17 | 132 |
| MILAN 102 | Milan Bath Taps - Chrome | £41.11 | £49.33 | 132 |
| MILAN 103 | Milan Sink Taps - Chrome | £45.40 | £54.48 | 129 |
| MILAN 104 | Milan Mono Sink Mixer - Chrome | £105.52 | £126.62 | 127 |
| MILAN 105 | Milan Deck Mounted Sink Mixer - Chrome | £79.76 | £95.71 | 128 |
| MILAN 106 | Milan Deck Mounted Bath Shower Mixer - Chrome | £128.84 | £154.61 | 133 |
| MILAN 108 | Milan Deck Mounted Bath Filler - Chrome | £115.95 | £139.14 | 133 |



INDEX OF PRODUCTS

| Code | Description | Ex.VAT | Inc.VAT | Page |
|---------------|---|---------|---------|------|
| MILAN 113 | Milan Mono Basin Mixer With Pop Up Waste - Chrome | £90.19 | £108.23 | 132 |
| MILAN 113/SW | Milan Mono Basin Mixer With Swivel Spout and Pop Up Waste - Chrome | £96.94 | £116.33 | 132 |
| MILAN 172 | Milan Deck Mounted Sink Mixer - Chrome | £123.47 | £148.16 | 128 |
| MILAN SPEC101 | Milan Basin Taps - Chrome | £39.88 | £47.86 | 132 |
| MILAN SPEC102 | Milan Bath Taps - Chrome | £44.18 | £53.02 | 132 |
| MILAN SPEC108 | Milan Deck Mounted Bath Filler - Chrome | £119.64 | £143.57 | 133 |
| MK1 | Satinjet Maku Shower Kit - Chrome & Graphite | £52.58 | £63.10 | 41 |
| MOT101 | Motif Basin Taps - Chrome | £77.30 | £92.76 | 110 |
| MOT102 | Motif Bath Taps - Chrome | £90.19 | £108.23 | 110 |
| MOT106 | Motif Deck Mounted Bath Shower Mixer - Chrome | £161.35 | £193.62 | 110 |
| MOT108 | Motif Deck Mounted Bath Filler - Chrome | £141.71 | £170.05 | 111 |
| MOT113 | Motif Mono Basin Mixer - Chrome | £103.06 | £123.67 | 110 |
| NCT001 | Non Concussive Pre-Set Basin Taps - Chrome | £71.16 | £85.39 | 148 |
| NCT002 | Non Concussive Pre-Set Exposed Shower Valve - Chrome | £77.30 | £92.76 | 149 |
| NCT003 | Non Concussive Pre-Set Recessed Shower Valve - Chrome | £84.04 | £100.85 | 149 |
| OBFC | Overflow Bath Filler with Press Top Waste - Chrome | £170.40 | £204.48 | 158 |
| OBFP | Overflow Bath Filler with Pop Up Waste - Chrome | £160.68 | £192.82 | 158 |
| OSQ230CP | Satinjet Square Fixed Head Shower - Chrome & Graphite | £145.10 | £174.12 | 20 |
| OSQ230WHCPUK | Satinjet Square Fixed Head Shower - Chrome & White | £145.10 | £174.12 | 20 |
| OSR0230CPUK | Satinjet Round Fixed Head Shower - Chrome | £153.33 | £184.00 | 19 |
| PEV002 | Pressure Equalising Valve - Brass | £106.13 | £127.36 | 151 |
| PHK1 | Satinjet Satinjet Rail System - Chrome & Graphite | £115.89 | £139.07 | 48 |
| PTW300/017 | 1¼" Basin Slotted Press Top Waste - Chrome | £15.95 | £19.14 | 157 |
| PTW404/017 | 1½" Bath Press Top Waste - Chrome | £30.68 | £36.82 | 159 |
| PUF130/CP | Puffin Mono Sink Mixer - Chrome | £135.58 | £162.70 | 126 |
| PUW200 | 1½" Bath Waste 1½" Bath Waste - Chrome | £32.51 | £39.01 | 159 |
| PUW200/501 | 1½" Bath Waste - Gold | £59.21 | £71.05 | 159 |
| PUW206 | 1½" Bath Fill And Overflow Waste - Chrome | £115.95 | £139.14 | 158 |
| RESBMEF | Response Bar Shower With Multi Mode Kit - Chrome | £213.49 | £256.19 | 74 |
| ROUVDUAT01 | Contemporary Dual Control Shower Valve - Chrome | £232.50 | £279.00 | 81 |
| RPB | Round Parking Bracket - Chrome | £48.69 | £58.43 | 50 |
| RPB | Round Parking Bracket - Chrome | £48.69 | £58.43 | 92 |
| RUCTSCPUK | Aurajet Rua Cool To Touch Bar Mixer Shower Kit - Chrome | £292.97 | £351.56 | 23 |
| RUCTSCPWHUK | Aurajet Rua Cool To Touch Bar Mixer Shower Kit - Chrome & White | £292.97 | £351.56 | 23 |
| RUCTSEFCP | Aurajet Rua Cool To Touch Bar Mixer With Easy Fit Shower Kit - Chrome | £249.60 | £299.52 | 23 |
| RUHSCPUK | Aurajet Rua Handset - Chrome | £78.00 | £93.60 | 16 |
| RUHSCPWHUK | Aurajet Rua Handset - Chrome & White | £78.00 | £93.60 | 16 |
| RUSCTSDEF | Aurajet Rua Cool To Touch Bar Shower With Diverter - Chrome | £432.46 | £518.95 | 22 |
| RUSRCPUK | Aurajet Rua Rail Shower - Chrome | £190.08 | £228.10 | 21 |
| RUSRCPWHLK | Aurajet Rua Rail Shower - Chrome & White | £190.08 | £228.10 | 21 |
| RUWOBCPUK | Aurajet Rua Hand Shower - Chrome | £160.68 | £192.82 | 21 |
| RUWOBCPWHLK | Aurajet Rua Hand Shower - Chrome & White | £160.68 | £192.82 | 21 |
| SAVBSEF | Savvi Bar Shower With Single Mode Kit - Chrome | £271.77 | £326.12 | 73 |
| SAVV2106 | Savvi MK2 Deck Mounted Bath Shower Mixer - Chrome | £200.00 | £240.00 | 98 |
| SAVV2108 | Savvi MK2 Deck Mounted Bath Filler | £160.00 | £192.00 | 98 |
| SAVV2113 | Savvi MK2 Mono Basin Mixer | £110.00 | £132.00 | 98 |
| SAVV2313 | Savvi MK2 Mono Basin Mixer - Chrome | £85.00 | £102.00 | 98 |
| SAW148 | Wall-Mounted Shower Arm - Chrome | £29.21 | £35.05 | 50 |
| SAW148 | Wall-Mounted Shower Arm - Chrome | £29.21 | £35.05 | 90 |
| SAW320 | Over Head Wall Shower Arm - Chrome | £29.21 | £35.05 | 50 |

| Code | Description | Ex.VAT | Inc.VAT | Page |
|---------------|---|---------|---------|------|
| SAW320 | Over Head Wall Shower Arm - Chrome | £29.21 | £35.05 | 90 |
| SCTSDEF | Savvi Cool To Touch Bar Shower with Diverter to Fixed Head & Handset - Chrome | £376.66 | £451.99 | 73 |
| SENSOR1/D | SENSOR 1/D - Chrome | £290.17 | £348.20 | 152 |
| SENSOR10/W | SENSOR 10/W - Chrome | £339.85 | £407.82 | 154 |
| SENSOR2/D | SENSOR 2/D - Chrome | £354.60 | £425.52 | 152 |
| SENSOR3/D | SENSOR 3/D - Chrome | £354.60 | £425.52 | 152 |
| SENSOR4/D | SENSOR 4/D - Chrome | £290.17 | £348.20 | 152 |
| SENSOR6/BT | SENSOR 6/BT - Chrome | £290.17 | £348.20 | 153 |
| SENSOR7/D | SENSOR 7/D - Chrome | £291.17 | £349.40 | 153 |
| SENSOR8/D | SENSOR 8/D - Chrome | £291.17 | £349.40 | 153 |
| SENSOR9/W | SENSOR 9/W - Chrome | £339.85 | £407.82 | 153 |
| SFBCP | Surface Basin Mixer - Chrome | £235.00 | £282.00 | 54 |
| SFBMCP | Surface Mini Basin Mixer - Chrome | £200.00 | £240.00 | 54 |
| SFSPWBTCP | Surface Wall Mounted Bath Spout - Chrome | £99.00 | £118.80 | 54 |
| SFWBCP | Surface Wall Mounted Mixer and Spout - Chrome | £325.00 | £390.00 | 54 |
| SHA01 | Shattaf With Hose And Wall Bracket - Chrome | £18.50 | £22.20 | 148 |
| SHA02 | Brass Shattaf With Hose And Wall Bracket - Chrome | £28.25 | £33.90 | 149 |
| SHTLV106/2BK | Satinjet Kiri Thermostatic Pillar Mounted Bath Shower Mixer - Chrome | £349.60 | £419.52 | 58 |
| SIGKITM02 | Substance 3 Mode Signature Kit - Chrome | £65.03 | £78.04 | 84 |
| SIGKITS01 | Core Single Mode Signature Shower Kit - Chrome | £39.27 | £47.12 | 84 |
| SJK 002 | Satinjet Kiri Satinjet→ Wall Mounted Showerhead - Chrome & Graphite | £57.46 | £68.95 | 18 |
| SJK 009 | Satinjet Round Fixed Head Shower - Chrome & Graphite | £145.10 | £174.12 | 20 |
| SJK005 | Satinjet Kiri Low Flow Shower Head - Chrome & Graphite | £29.21 | £35.05 | 18 |
| SJK005 LF | Satinjet Kiri Low Flow Shower Head - Chrome & Graphite | £29.21 | £35.05 | 18 |
| SJK010 | Satinjet Flush Mounted Ceiling Shower - Chrome & Graphite | £184.05 | £220.86 | 20 |
| SJK23 | Satinjet Kiri Handset - Chrome & Graphite | £29.21 | £35.05 | 18 |
| SJK23 LF | Satinjet Kiri Low Flow Handset - Chrome & Graphite | £29.21 | £35.05 | 18 |
| SLINKY118 | Slinky Mono Sink Mixer - Chrome | £290.17 | £348.20 | 124 |
| SM056 | Georgian Mono Sink Mixer - Chrome | £219.01 | £262.81 | 130 |
| SM056/501 | Georgian Mono Sink Mixer - Gold | £265.48 | £318.58 | 130 |
| SM056/BZ | Georgian Mono Sink Mixer - Bronze | £257.66 | £309.19 | 130 |
| SM056/NI | Georgian Mono Sink Mixer - Nickel | £328.83 | £394.60 | 130 |
| SM057 | Venetian Mono Sink Mixer - Chrome | £115.95 | £139.14 | 131 |
| SM057/501 | Venetian Mono Sink Mixer - Gold | £158.53 | £190.24 | 131 |
| SMS172 | Sauris Mono Sink Mixer - Chrome | £109.81 | £131.77 | 127 |
| SMS172/004 | Sauris Mono Sink Mixer - Beige | £128.84 | £154.61 | 127 |
| SMS172/005 | Sauris Mono Sink Mixer - White | £128.84 | £154.61 | 127 |
| SMS172/BC | Sauris Mono Sink Mixer - Brushed Chrome | £159.85 | £191.82 | 127 |
| SOL002B | Lever Action Sequential Control Spray Mono Mixer - Chrome | £206.13 | £247.36 | 141 |
| SOLO03 | Thermostatic TMV3 Sequential Lever Mono Basin Mixer - Chrome | £257.66 | £309.19 | 150 |
| SOLBEF | Sol Bar Shower - Chrome | £304.30 | £365.16 | 43 |
| SOLE101 | Solerno Basin Taps - Chrome | £36.81 | £44.17 | 134 |
| SOLE102 | Solerno Bath Taps - Chrome | £42.33 | £50.80 | 134 |
| SOLE106 | Solerno Deck Mounted Bath Shower Mixer - Chrome | £128.84 | £154.61 | 134 |
| SOLE108 | Solerno Deck Mounted Bath Filler - Chrome | £115.95 | £139.14 | 135 |
| SOLE113 | Solerno Mono Basin Mixer With Pop Up Waste - Chrome | £90.19 | £108.23 | 134 |
| SP01/CARE DLT | Care indice | £2.43 | £2.92 | 136 |
| SPA2106 | Sparkle MK2 Deck Mounted Bath Shower Mixer - Chrome | £240.00 | £288.00 | 96 |
| SPA2108 | Sparkle MK2 Deck Mounted Bath Filler - Chrome | £192.00 | £230.40 | 97 |
| SPA2113 | Sparkle MK2 Mono Basin Mixer - Chrome | £132.00 | £158.40 | 96 |
| SPA2113/EX | Sparkle MK2 Tall Mono Basin Mixer - Chrome | £150.00 | £180.00 | 96 |
| SPA2313 | Sparkle MK2 Mini Mono Basin Mixer - Chrome | £102.00 | £112.40 | 96 |
| SPB | Square Parking Bracket - Chrome | £48.69 | £58.43 | 51 |

INDEX OF PRODUCTS

| Code | Description | Ex.VAT | Inc.VAT | Page |
|-------------------|--|---------|---------|------|
| SPB | Square Parking Bracket - Chrome | £48.69 | £58.43 | 92 |
| SPE01 | Wall Union Round - Chrome | £20.45 | £24.54 | 91 |
| SPE01/G | Wall Union Round - Gold | £36.04 | £43.25 | 91 |
| SPE03 | Wall Union Round - Chrome | £22.48 | £26.98 | 92 |
| SPE04 | Exposed Elbows For Bar Showers - Chrome | £39.27 | £47.12 | 162 |
| SPE06 | Wall Bracket - Chrome - Chrome | £19.02 | £22.82 | 162 |
| SPE08 | Hose Retainer - Chrome | £4.30 | £5.16 | 163 |
| SPE09 | Hose Retainer Wall Mounted - Chrome | £11.65 | £13.98 | 163 |
| SPE10 | Wall Plate For Bar Showers - Chrome | £39.27 | £47.12 | 89 |
| SPE11 | Easy Fit For Bar Showers (Square) - Chrome | £32.51 | £39.01 | 89 |
| SPE11SQ | Easy Fit For Bar Showers (Square) - Chrome | £32.51 | £39.01 | 89 |
| SPE12 | Shower Rail - Chrome | £34.96 | £41.95 | 88 |
| SPE13 | Brass Straight Nipple And Back Nut ½" - Brass | £8.59 | £10.31 | 163 |
| SPE14 | Adjustable Riser Rail - Chrome | £43.80 | £52.56 | 88 |
| SPE15 | Adjustable Riser Rail - Chrome | £26.28 | £31.54 | 88 |
| SPE16 | Shower Fixing Bracket - Chrome | £85.39 | £71.16 | 89 |
| SSV | Sol Sequential Valve - Chrome | £193.78 | £232.54 | 81 |
| SWO2106 | Swoop MK2 Deck Mounted Bath Shower Mixer - Chrome | £200.00 | £240.00 | 100 |
| SWO2108 | Swoop MK2 Deck Mounted Bath Filler - Chrome | £160.00 | £192.00 | 101 |
| SWO2113 | Swoop MK2 Mono Basin Mixer - Chrome | £110.00 | £132.00 | 100 |
| SWO2113/EX | Swoop MK2 Tall Mono Basin Mixer - Chrome | £125.00 | £150.00 | 100 |
| SWO2313 | Swoop MK2 Mini Mono Basin Mixer - Chrome | £85.00 | £102.00 | 100 |
| TAUR130 | Taurs Mono Sink Mixer - Chrome | £153.38 | £184.06 | 126 |
| TBV008 | Thermostatic 15mm Blending Valve - Chrome | £101.84 | £122.21 | 151 |
| TBV010 | Thermostatic 22mm Blending Valve - Chrome | £115.51 | £138.61 | 151 |
| TCP625 | 1¼" Bottle Trap With Wall Extension - Chrome | £38.65 | £46.38 | 161 |
| TCP625/501 | 1¼" Bottle Trap With Wall Extension - Gold | £65.57 | £78.68 | 161 |
| TCP626 | Square Bottle Trap With Wall Extension - Chrome | £62.40 | £74.88 | 162 |
| TLV106 | Satinjet Kiri Thermostatic Pillar Mounted Bath Shower Mixer - Chrome | £296.32 | £355.58 | 58 |
| TLV106WM | Satinjet Kiri Thermostatic Wall Mounted Bath Shower Mixer - Chrome | £296.32 | £355.58 | 58 |
| TUD01 | Tudor Basin Taps - Chrome | £36.19 | £43.43 | 122 |
| TUD01/501 | Tudor Basin Taps - Gold | £63.02 | £75.62 | 122 |
| TUD02 | Tudor Bath Taps - Chrome | £38.65 | £46.38 | 122 |
| TUD02/501 | Tudor Bath Taps - Gold | £65.57 | £78.68 | 122 |
| TUD03 | Tudor Pillar Mounted Bath Shower Mixer - Chrome | £154.60 | £185.52 | 123 |
| TUD03/501 | Tudor Pillar Mounted Bath Shower Mixer - Gold | £224.10 | £268.92 | 123 |
| TUD08 | Tudor Pillar Mounted Bath Filler - Chrome | £122.70 | £147.24 | 123 |
| TUD08/501 | Tudor Pillar Mounted Bath Filler - Gold | £178.26 | £213.91 | 123 |
| TUD113 | Tudor Mono Basin Mixer With Pop Up Waste - Chrome | £90.19 | £108.23 | 122 |
| TUD113/501 | Tudor Mono Basin Mixer With Pop Up Waste - Gold | £131.79 | £158.15 | 122 |
| TUD114 | Tudor Bidet Mixer With Pop Up Waste - Chrome | £103.06 | £123.67 | 122 |
| TUD114/501 | Tudor Bidet Mixer With Pop Up Waste - Gold | £145.15 | £174.18 | 122 |
| URSMCP | Urban Pull Out Sink Mixer - Chrome | £241.67 | £290.00 | 68 |
| V2 | Standard Deva Valve ½" - Brass | £9.81 | £11.77 | 165 |
| VCTSDEF | Vision Cool to Touch Bar Shower with Diverter to Fixed Head & Handset - Chrome | £391.35 | £469.62 | 72 |
| VIC CONV.KIT | Period Style Conversion Kit BS5412 Only - Chrome | £33.75 | £40.50 | 165 |
| VIC CONV. KIT/501 | Period Style Conversion Kit BS5412 Only - Gold | £60.49 | £72.59 | 165 |
| VISBS | Vista Cool to Touch Bar Shower with Single Mode Kit - Chrome | £87.00 | £104.40 | 76 |
| VSN 1S | Vision Mono Bath Shower Mixer Floor Mounted - Chrome | £322.08 | £386.50 | 103 |
| VSN104 | Vision Mono Sink Mixer With Arch Spout - Chrome | £200.00 | £240.00 | 125 |
| VSN113 | Vision Mono Basin Mixer - Chrome | £161.35 | £193.62 | 102 |

| Code | Description | Ex.VAT | Inc.VAT | Page |
|--------------|---|---------|---------|------|
| VSN113/EX | Vision Tall Mono Basin Mixer - Chrome | £244.77 | £293.72 | 102 |
| VSN115 | Vision Sink Mixer With Pull Out Rinser - Chrome | £231.90 | £278.28 | 124 |
| VSN122 | Vision Wall Mounted Basin Mixer - Chrome | £187.11 | £224.53 | 102 |
| VSN123 | Non Concussive Vision Self Closing Basin Tap - Chrome | £115.95 | £139.14 | 103 |
| VSN123 | Non Concussive Vision Self Closing Basin Tap - Chrome | £115.95 | £139.14 | 148 |
| VSN206 | Vision Deck Mounted Bath Shower Mixer - Chrome | £244.77 | £293.72 | 103 |
| VSN208 | Vision Deck Mounted Bath Filler - Chrome | £193.25 | £231.90 | 103 |
| VSN313 | Vision Mini Mono Basin Mixer - Chrome | £109.81 | £131.77 | 102 |
| VSN625 | 1¼" Bottle Trap With Wall Extension - Chrome | £52.00 | £62.40 | 161 |
| VSN625BK | 1¼" Bottle Trap With Wall Extension - Black | £84.40 | £101.76 | 161 |
| VSBNMEF | Vision Bar Shower With Multi Mode Kit - Chrome | £180.98 | £217.18 | 74 |
| VSNCCONT03 | Vision Concentric Shower With Multi Mode Kit - Chrome | £452.14 | £542.57 | 78 |
| VSNVCONT04 | Vision Concentric Shower Valve - Chrome | £368.09 | £441.71 | 78 |
| VSNVSEQT01 | Vision Exposed Sequential Shower Valve - Chrome | £337.42 | £404.90 | 80 |
| VSNVSEQT02 | Vision Concealed Sequential Shower Valve - Chrome | £337.42 | £404.90 | 80 |
| VERT01 | Vertical L Shaped Bar Shower Valve - Chrome | £111.65 | £133.98 | 77 |
| WAHPCPUK | Satinjet Waipori Handset - Chrome & Graphite | £38.95 | £46.74 | 16 |
| WAHSCPWHUK | Satinjet Waipori Handset - Chrome & White | £38.95 | £46.74 | 16 |
| WASRCPUK | Satinjet Waipori Shower Head - Chrome & Graphite | £38.95 | £46.74 | 17 |
| WCTS | Satinjet Waipori Cool to Touch Bar Shower with Diverter - Chrome & Graphite | £184.05 | £220.86 | 32 |
| WCTSDEF | Satinjet Waipori Cool to Touch Bar Shower with Diverter - Chrome & Graphite | £473.12 | £567.74 | 33 |
| WEPB | Wall Elbow Parking Bracket - Chrome | £52.00 | £62.40 | 51 |
| WEPBH | Wall Elbow Parking Bracket - Chrome (with smooth hose) | £67.60 | £81.12 | 51 |
| WFMS001 | Str3Am Mono Water Filter Tap - Chrome | £334.96 | £401.95 | 124 |
| WK1 | Satinjet Waipori Shower Kit - Chrome & Graphite | £64.27 | £77.12 | 32 |
| WKCTS | Satinjet Waipori Cool To Touch Bar Shower With Easy Fit Kit - Chrome & Graphite | £154.34 | £185.21 | 33 |
| WST20/017 | 1¼" Plastic Basin Waste - Chrome | £10.43 | £12.52 | 158 |
| WST27/017 | 1¼" Basin, 1½" Bath Waste And Overflow Set - Chrome | £16.57 | £19.88 | 160 |
| WST27/501 | 1¼" Basin, 1½" Bath Waste And Overflow Set - Gold | £42.66 | £51.19 | 160 |
| WST27/BATH | 1½" Bath Waste And Overflow - Chrome | £14.11 | £16.93 | 160 |
| WST304 | Round Press Top Slotted Waste - Chrome | £38.95 | £46.74 | 156 |
| WST307 | Free Flow Slotted Waste - Chrome | £38.95 | £46.74 | 156 |
| WST318 | Square Press Top Slotted Waste - Chrome | £43.83 | £52.60 | 156 |
| WSTGR112/UNS | 1½" Grated Waste - Chrome | £14.33 | £17.20 | 161 |
| WSTGR114/S | Free Flow 1¼" Basin Slotted Waste - Chrome | £9.37 | £11.24 | 156 |
| WSTGR114/UNS | Free Flow 1¼" Basin Unslotted Waste - Chrome | £9.92 | £11.90 | 157 |
| WUR | Round Wall Union - Chrome | £53.55 | £64.26 | 50 |
| XTSPIND | Concealed Shower Spindle Extension - Chrome | £88.19 | £105.83 | 162 |
| XTSPINDA | Concealed Shower Spindle Extension - Chrome to suit ABS plate | £88.19 | £105.83 | 162 |
| XTSPINDBK | Concealed Shower Spindle Extension - Matte Black | £100.00 | £120.00 | 162 |
| ZON106 | Zonos Deck Mounted Bath Filler - Chrome | £175.00 | £210.00 | 106 |
| ZON108 | Zonos Deck Mounted Bath Shower Mixer - Chrome | £133.33 | £160.00 | 106 |
| ZON113 | Zonos Mono Basin Mixer - Chrome | £100.00 | £120.00 | 106 |



TERMS AND CONDITIONS OF SALE

1. Definitions

In these standard terms and conditions:

1.1 The following words and expressions will have the following meanings unless the context otherwise requires:

"Applicable Law" means any: (a) statute, statutory instrument, bye law, order, regulation, directive, treaty, decree, decision of the European Council or law (including any common law or civil law judgment, demand, order or decision of any court, regulator or tribunal); and/or (b) legally binding rule, policy, guidance or recommendation issued by any governmental, statutory or regulatory body in each case which relates to the Contract and/or the Goods; **"Business Day"** means a day that is not a Saturday, Sunday or public or bank holiday in England;

"Conditions" means these standard terms and conditions of sale together with any special terms agreed in writing between the Customer and Methven;

"Contract" means the contract between Methven and the Customer for the sale and purchase of the Goods formed in accordance with Condition 2;

"Customer" means the person whose Order for Goods is accepted by Methven in accordance with Condition 2.3;

"Data Protection Legislation" means (i) the General Data Protection Regulation (EU) 2016/679 ("GDPR") unless and until the GDPR is no longer directly applicable in the UK, together with any national implementing laws, regulations and secondary legislation as amended or updated from time to time in the UK, including the Data Protection Act 2018 ("DPA"); and then (ii) any successor legislation to the GDPR and the DPA.

"Delivery Point" means the place where delivery of the Goods is to take place under Condition 5.1 as set out in the Order;

"Force Majeure Event" means any (a) act of God; (b) war, insurrection, riot, civil commotion, act or threat of terrorism; (c) lightning, earthquake, fire, flood, storm or extreme weather condition; (d) theft, malicious damage; (e) strike, lockout or industrial dispute (whether affecting the workforce of Methven and/or any other person); (f) breakdown or failure of plant or machinery; (g) inability to obtain essential supplies or materials; (h) change in Applicable Law; (i) failure or default of a supplier or sub-contractor of Methven; or (j) event or circumstance to the extent it is beyond the reasonable control of Methven;

"Goods" means any goods which Methven supplies to the Customer (including any of them or any part of them) under a Contract;

"Insolvent" the Customer is insolvent where it: (a) ceases, threatens to cease or, in Methven's reasonable opinion appears likely to cease, to trade; (b) goes into liquidation or bankruptcy (or has a petition for its winding up or bankruptcy presented or passes a resolution for its winding up); (c) goes into administration (or is subject to an administration order or an application for an administration order made in respect of it); (d) has a receiver or administrator appointed over some or all of its assets or proposes an arrangement or compromise with its creditors; or (e) is the subject of anything analogous to the foregoing under the laws of any applicable jurisdiction;

"Methven" means Methven UK Limited (registered number 06290166) whose registered office is at Eversheds House, 701 Great Bridgewater Street, Manchester, M1 5ES;

"Order" means a request by the Customer to purchase Goods from Methven;

"Prices" means the price(s) of the Goods set out in Methven's price list in force at the date of dispatch of the Goods or such other price(s) as agreed by the parties in writing;

1.2 all headings are for ease of reference only and will not affect the construction or interpretation of the Conditions;

1.3 unless the context otherwise requires;

1.3.1 references to the singular include the plural and vice versa and references to any gender include every gender;

1.3.2 references to a "person" include any individual, body corporate, association, partnership, firm, trust, organisation, joint venture, government, local or municipal authority, governmental or supra-governmental agency or department, state or agency of state or any other entity (in each case whether or not having separate legal personality);

1.4 references to any statute or statutory provision will include any subordinate legislation made under it and will be construed as references to such statute, statutory provision and/or subordinate legislation as modified, amended, extended, consolidated, re-enacted and/or replaced and in force from time to time; and

1.5 any words following the words "include", "includes", "including", "in particular" or any similar words or expressions will be construed without limitation and accordingly will not limit the meaning of the words preceding them.

2. Formation and Incorporation

2.1 Subject to Condition 2.7, these Conditions apply to all Orders and Contracts for the supply of Goods by Methven to the Customer. Methven's acceptance of any Order placed by the Customer is strictly conditional upon the Customer's acceptance of these Conditions and by placing an Order the Customer confirms its unconditional acceptance of these Conditions to the exclusion of all other terms and conditions which the Customer purports to apply under the Order, confirmation of order or similar document (including those stipulated or referred to by the Customer during the course of pre-contract discussions and/or negotiations) whether or not such document is referred to in the Contract.

2.2 Methven may update these Conditions from time to time. The current version of Methven's Conditions (as updated) can be found at www.methven.com/uk/theURL.

2.3 Each Order or acceptance by the Customer of a quotation for Goods will be deemed to be an offer by the Customer to purchase Goods upon the most recent version of these Conditions (as available at the URL) at the time that the Order is placed or the quotation for Goods is accepted. The Contract is formed when the order is accepted by Methven by way of a written acknowledgement of order or by processing the Order (whichever the earlier).

2.4 The Customer must ensure that the terms of its Order and any applicable specification are complete and accurate.

2.5 Acceptance of delivery of the Goods will be deemed conclusive evidence of the Customer's acceptance of these Conditions.

2.6 Methven may cancel the Contract at any time prior to delivery.

2.7 Save as otherwise expressly provided in the Contract, no variation to the Contract (including these Conditions) will be effective unless it is in writing and signed by a duly authorised representative on behalf of Methven. Any oral undertakings or instructions issued and/or received by Methven's employees shall not bind Methven unless it has confirmed them in writing.

2.8 A quotation for the Goods given by Methven shall not constitute an offer. A quotation shall only be valid for a period of 30 Business Days from its date of issue, unless otherwise agreed in writing by Methven.

3. Description and Specification

3.1 All samples and information, prices, specifications, descriptions and/or colour or illustrations shown in Methven's catalogues, advertisements, brochures, on Methven's website or in any other communications from or on behalf of Methven from time to time are indicative, subject to change without notice and shall under no circumstances form part of the Contract or otherwise bind Methven.

3.2 Methven may make any changes to the specification, design, materials or finishes of the Goods which:

3.2.1 are required to conform with any Applicable Laws; or

3.2.2 do not materially affect their quality or performance.

3.3 Where Goods are made to the Customer's own specification or design ("Specification"), the Customer undertakes full responsibility for the suitability and fitness of the Specification and will indemnify, keep indemnified and hold harmless Methven in full and on demand against all actions, claims, costs, demands, expenses and damages (including without limit for legal actions) however suffered or incurred by Methven in the event that any claim or claims are made or alleged against Methven relating to the Specification and/or the manufacture, use, sale, import and/or export of any Goods based on the Specification.

4. Price and Payment

4.1 Except as set out in Condition 4.3 or as otherwise agreed in writing by the parties, the Prices are exclusive of insurance, carriage and delivery costs which will be payable by the Customer in addition to the Prices. Any sum payable under the Contract is exclusive of value added tax (and any other similar or equivalent taxes, duties, fees and levies imposed from time to time by any government or other authority) which will be payable in addition to that sum in the manner and at the rate prescribed by law from time to time.

4.2 Methven will be entitled to vary the Prices:

4.2.1 following any request by the Customer to change the delivery date(s), quantities or types of Goods ordered;

4.2.2 following any changes in the specification made at the request of the Customer and agreed by Methven;

4.2.3 to cover any extra expense as a result of the Customer's instructions or lack of instructions and/or a failure of the Customer to give Methven adequate or accurate information;

4.2.4 to comply with the requirements referred to in Condition 3.2.1;

4.2.5 to cover any increase in the cost to Methven of manufacturing or selling the Goods including foreign exchange fluctuations, increases in taxes and duties and/or the application of any new taxes or duties including import tariffs, and increases in labour, materials and/or manufacturing costs; and/or

4.2.6 to cover any increase in the cost to Methven of supplying any Goods and/or complying with any of its obligations under the Contract where such increases are caused in whole or in part (directly or indirectly) by any factor(s) outside the reasonable control of Methven.

Methven will give written notice of the variation to the Customer.

4.3 Where the Price for the Goods contained in any Order for delivery:

4.3.1 to the United Kingdom (excluding Northern Ireland and all Scottish islands) is equal to or greater than £50.00 (fifty pounds sterling) excluding VAT, the Price includes the cost of carriage to the contracted place of delivery;

4.3.2 to the United Kingdom (excluding Northern Ireland and all Scottish islands) is less than £50.00 (fifty pounds sterling) excluding VAT, a delivery charge of £5.00 (five pounds sterling) will be payable by the Customer to Methven in addition to the Price;

4.3.3 to Northern Ireland, the Republic of Ireland, the Channel Islands or the Isle of Man is equal to or greater than £200.00 (two hundred pounds sterling) excluding VAT, the Price includes the cost of carriage to the contracted place of delivery;

4.3.4 to Northern Ireland, the Republic of Ireland, the Channel Islands or the Isle of Man is less than £200.00 (two hundred pounds sterling) excluding VAT, a delivery charge of £20.00 (twenty pounds sterling) will be payable by the Customer to Methven in addition to the Price.

4.4 The Customer will pay the Prices to Methven in accordance with this Condition 4. All payments will be made in cleared funds in the currency in which the sums payable are expressed on Methven's invoice.

4.5 Payment for Goods by credit or debit card will incur at the time of payment a surcharge of 2% of the Price of the Goods, or such other rate as notified in writing to the Customer by Methven from time to time.

4.6 Methven will be entitled to invoice the Customer for the Prices for the Goods and any applicable insurance, carriage and delivery costs payable by the Customer in addition to the Prices following dispatch of the Goods to the Customer.

4.7 Unless otherwise agreed in writing by Methven, each invoice will be payable by the Customer not later than 30 days following the month in which the invoice is issued. Time for payment by the Customer shall be of the essence of the Contract.

4.8 Notwithstanding any purported contrary appropriation by the Customer, Methven will be entitled, by giving written notice to the Customer, to appropriate any payment by the Customer to any invoice issued by Methven.

4.9 If any sum payable under the Contract is not paid on or before the due date for payment Methven will be entitled to charge the Customer interest on that sum at 4% per annum above the base lending rate from time to time of the Bank of England from the due date until the date of payment (whether before or after judgment) compounding annually, such interest to accrue on a daily basis.

4.10 Notwithstanding Condition 4.9, Methven may, at its sole discretion and as an alternative to Condition 4.9, claim interest under the Late Payment of Commercial Debts (Interest) Act 1998.

4.11 Save as otherwise expressly provided in the Contract or required by law, all payments to be made by the Customer to Methven under the Contract will be made in full and without any set-off or any deduction or withholding including on account of any counter-claim.

4.12 Methven will be entitled to invoice and the Customer will pay (within 30 days following the date on which the invoice was issued) the sum of £25.00 or, if greater, any sums payable by Methven to any financial institution as a result of one or more cheques failing to pass such financial institution's cheque clearing process at the first attempt.

4.13 The Customer will pay to Methven all costs, expenses and disbursements incurred by Methven (including debt collection costs, agency fees and commissions and legal costs) relating to the recovery by Methven of any amounts not paid when due by the Customer under these Conditions.

4.14 In the event that Methven agrees to apply discounted Prices to the Customer's Orders of particular Goods for a fixed time period and/or in respect of a specified quantity of Goods (a "Fixed Term Quotation") and Methven provides the Customer with a quotation number in respect of the Fixed Term Quotation, the application of the discounted Price to an Order is conditional on the Customer quoting the quotation number and/or the agreed discounted Price at the time of placing such Order. If the Customer fails to quote the quotation number or the agreed discounted price at the time of placing an Order (i) the

discounted Prices will not be applied to the Order; and (ii) no credits or other adjustments will be made to the Price payable for the ordered Goods once the Order has been accepted by Methven. At the end of the period of fixed term pricing, the Price for the Goods will be the Price set out in Methven's price list in force at the date of dispatch of the Goods from Methven to the Customer.

5. Delivery

5.1 The Goods will be delivered to the Delivery Point. Where the Delivery Point is a location other than Methven's place of business, the Customer shall be solely responsible for (i) providing Methven with a correct address for delivery, suitable access having regard to the size and nature of the delivery and (ii) no less than 5 Business Days prior to Methven's proposed delivery date, notifying Methven in writing of any changes to the delivery address and the Customer's contact details.

5.2 Any dates quoted for delivery are approximate only. Methven will use reasonable endeavours to deliver each of the Customer's orders for the Goods within the time agreed when the Customer places an Order and, if no time is agreed, then within a reasonable time, but the time of delivery will not be of the essence. If, despite those endeavours, Methven is unable for any reason to fulfil any delivery or performance on the specified date, Methven will not be in breach of the relevant Contract, nor (for the avoidance of doubt), subject to Condition 9.5, will Methven have any liability to the Customer for direct, indirect or consequential loss (all three of which terms include pure economic loss, loss of profits, loss of business, depletion of goodwill and like loss) howsoever caused (including as a result of negligence) by any delay or failure in delivery. Any delay in delivery will not entitle the Customer to cancel the Order unless and until the Customer has given 5 Business Days' written notice to Methven requiring the delivery to be made and Methven has not fulfilled the delivery within that period. If the Customer cancels the order in accordance with this Condition 5.2 then:

5.2.1 Methven will refund to the Customer any sums which the Customer has paid to Methven in respect of that Order or part of the Order which has been cancelled; and

5.2.2 The Customer will be under no liability to make any further payments under Condition 4.3 in respect of that Order or part of the Order which has been cancelled.

5.3 Methven shall not be in breach of Condition 5.2 and, subject to Condition 9.5, shall have no liability to the Customer for any delay in delivery of the Goods or failure to deliver the Goods which arises out of or in connection with the Customer's failure to provide Methven with adequate delivery instructions or other information reasonably required to enable Methven to comply with Condition 5.2.

5.4 Methven shall be entitled to defer or withhold delivery of the Goods until all monies due from the Customer under the Contract or any other contract between Methven and the Customer have been received by Methven.

5.5 Where the Delivery Point is Methven's place of business, (i) the Customer will take delivery of the Goods within five Business Days of Methven giving it notice that the Goods are ready for delivery; (ii) delivery of the Goods will be made during Methven's usual business hours; and (iii) delivery shall be deemed to occur upon the taking of possession of the Goods by the Customer. Where the Delivery Point is not Methven's place of business, delivery of the Goods will be accepted at any time of day and delivery shall be deemed to occur upon commencement of unloading the Goods from the delivery vehicle.

5.6 The Customer will be responsible for loading or off-loading (as applicable) the Goods at the Delivery Point and, where the Delivery Point is not Methven's place of business, the Customer will provide at its risk and expense adequate and appropriate equipment and manual labour for such loading or off-loading.

5.7 Methven may deliver the Goods by separate instalments. Methven will be entitled to invoice the Price for each instalment separately in accordance with Condition 4.6.

5.8 Each instalment will be a separate Contract and no cancellation or termination of any one Contract relating to an instalment will entitle the Customer to repudiate or cancel any other Contract or instalment.

5.9 In the case of goods to be sent by sea, Methven shall be under no obligation to give the Customer any notice for the purposes of Section 32(3) of the Sale of Goods Act 1979.

6. Risk and Ownership

6.1 The risk of damage to or loss of the Goods shall pass to the Customer on delivery.

6.2 The Customer will inspect the Goods on delivery and will, as soon as possible and in any event within seven days from and including the date of delivery, give notice to Methven of any breach or defects in relation to those Goods (including any shortfall in or damage to the Goods).

6.3 If the Customer does not give notice to Methven under Condition 6.2 in respect of any Goods, the Customer will be deemed to have accepted such Goods on expiry of the seven day period from and including the date of delivery.

6.3.1 Legal and beneficial ownership of the Goods shall not pass to the Customer until Methven has received payment in full in cleared funds for;

6.3.2 all sums including any interest and any debit or credit card surcharge due in respect of the Goods; or

6.3.3 any other goods or services that Methven has supplied to the Customer.

6.4 Until title to the Goods has passed to the Customer, the Customer shall:

6.4.1 hold the Goods on a fiduciary basis as Methven's bailee;

6.4.2 store the Goods (at no cost to Methven) separately from all other goods held by the Customer so that they remain identifiable as Methven's property;

6.4.3 not destroy, remove, deface or obscure any identifying mark or packaging on or relating to the Goods; and

6.4.4 maintain the Goods in satisfactory condition and keep them insured against all risk for their full price from the date of delivery;

6.4.5 use the Goods only for the purposes for which they are supplied to the Customer. Any sale of Goods by the Customer pursuant to this Condition 6.4 will be a sale of the Customer's property on the Customer's own behalf and the Customer will deal as principal when making such a sale.

6.5 The Customer's right to possession, use and resale of the Goods will terminate immediately:

6.5.1 if the Customer becomes Insolvent;

6.5.2 on Methven giving the Customer written notice that it has any reasonable concerns regarding the financial standing of the Customer;

6.5.3 if the Customer fails to pay any sum due to Methven under the Contract or any other contract between Methven and the Customer on or before the due date; or

6.5.4 if the Customer encumbers or in any way charges any of the Goods.

6.6 The Customer grants Methven, its agents, employees and sub-contractors an irrevocable licence at any time to enter any premises where the Goods are or may be stored in order to inspect them, or, where the Customer's right to possession, use and resale has terminated, to recover them.

6.7 If the Customer's right to possession, use and resale of the Goods terminates in accordance with Condition 6.5, Methven will be entitled to issue the Customer with a credit note for all or any part of the price of the Goods together with value added tax thereon.

6.8 In the event that Methven has failed to deliver the Goods by the date on which the Customer received an invoice in respect of the Goods, the Customer must within seven days from and including the date on which the invoice was received by the Customer inform Methven that such Goods have not been delivered.

7. Termination

7.1 If the Customer:

7.1.1 fails to make any payment when it becomes due;

7.1.2 becomes Insolvent;

7.1.3 commits a material breach of the Contract which cannot be remedied; or

7.1.4 commits a material breach of the Contract which can be remedied but fails to remedy that breach within 30 days of a written notice setting out the breach and requiring it to be remedied being given by Methven,

7.2 A material breach can be remedied if the Customer can comply with the relevant obligation in all respects other than as to time of performance unless time of performance of such obligation is of the essence.

7.3 Following expiry or termination of the Contract:

7.3.1 Methven will be entitled to invoice all Prices and any insurance, carriage and delivery costs incurred which have not yet been invoiced; and

7.3.2 all invoices (including any invoices issued under Condition 7.3.1) will become immediately due and payable by the Customer.

7.3.3 Conditions 1, 2, 6, 7.3, 8, 9, 10 and 13 will continue in force, together with any other Conditions which expressly or impliedly continue to have effect after expiry or termination of the Contract; and

7.3.4 all other rights and obligations will immediately cease without prejudice to any rights, obligations, claims (including claims for damages for breach) and liabilities which have occurred prior to the date of expiry or termination.

7.4 Methven will be entitled to suspend any deliveries otherwise due to occur following service of a notice specifying a breach under Condition 7.1.4, until either the breach is remedied (if applicable) or the Contract terminates, whichever occurs first.

7.5 Subject to Condition 5.2, cancellation and/or deferment of any Order by the Customer will only be accepted (at Methven's sole discretion) by Methven issuing express written approval of such cancellation and/or deferment to the Customer and in any case on condition that any costs or expenses incurred by Methven up to the date of cancellation and/or deferment and all loss, costs and/or other liabilities resulting to Methven by reason of such cancellation and/or deferment will be immediately (on request by Methven) reimbursed by the Customer to Methven.

8. Warranty

8.1 Methven will, free of charge, within a period of 12 months from the date of delivery of Goods which are proved to the reasonable satisfaction of Methven to not comply with specification due to defects in materials, workmanship and/or design (other than a design made, furnished or specified by the Customer), repair, or if its option replace, such Goods. This obligation will not apply where:

8.1.1 any instructions as to storage of the Goods have not been complied with in all respects or the Goods have been otherwise incorrectly stored; or

8.1.2 the Customer has failed to notify Methven of any defect or suspected defect within 7 days of the delivery where the defect should be apparent on reasonable inspection, or within 7 days of the same coming to the knowledge of the Customer where the defect is not one which should be apparent on reasonable inspection, and in any event no later than 12 (twelve) months from the date of delivery.

8.2 Methven will arrange for any such defective or damaged Goods to be collected and will deliver any replacement Goods to the Customer at Methven's own expense. If Methven or its carrier is unable to collect the Goods on the date proposed by the carrier due to any act or omission by the Customer then an administration fee of £15.00 will be payable by the Customer (which Methven may deduct from any sums refunded to the Customer).

8.3 Any Goods which have been replaced will belong to Methven. Any repaired or replacement Goods will be liable to repair or replacement under the terms specified in Condition 8.1 for the unexpired portion of the 12 month period from the original date of delivery of the replaced Goods.

8.4 Subject to Condition 9.5 the Customer's sole remedy and Methven's entire liability in respect of (i) Goods which do not comply with specification due to defects in materials, workmanship and/or design; and (ii) Goods which are otherwise defective, shall be as set out in this Condition 8.

9. Liability

9.1 In the event of any breach of Methven's obligations under Conditions 5.2 to 8 above, the remedies of the Customer will be limited to damages.

9.2 Except as set out in these Conditions, all warranties, conditions and other terms implied by law (whether by statute, common law or otherwise), are, to the fullest extent permitted by law, excluded from the Contract.

9.3 Subject to Conditions 9.4 and 9.5, Methven's maximum aggregate liability arising out of or in connection with a Contract, whether in contract, tort, misrepresentation, under statute or otherwise, howsoever caused including by negligence and also including any liability under an indemnity contained in the Contract and/or arising from a breach of, or a failure to perform or defect or delay in performance of, any of Methven's obligations under the Contract and/or any defect in any of the Goods supplied under the Contract and/or any use made or resale of any of such Goods by the Customer or of any product incorporating any of such Goods shall be limited to 125% of the aggregate Price paid or payable under the Contract.

9.4 Subject to Condition 9.5, Methven shall have no liability to the Customer for any loss of profit (direct or indirect); loss of revenue, loss of production or loss of business (in each case whether direct or indirect); loss of goodwill, loss of reputation or loss of opportunity (in each case whether direct or indirect); loss of anticipated savings or loss of margin (in each case whether direct or indirect); loss of bargain; liability of the Customer to third parties (whether direct or indirect); or indirect, consequential or special loss; arising out of or in connection with the Contract, whether in contract, tort, misrepresentation, under statute or otherwise, howsoever caused including by negligence and/or arising from a breach of, or a failure to perform or defect or delay in performance of, any of Methven's obligations under the Contract.

9.5 Nothing in the Contract shall operate to exclude or restrict Methven's liability (if any) to the Customer for breach of its obligations arising under section

12 of the Sale of Goods Act 1979; for breach of its obligations arising under Section 2 of the Supply of Goods and Services Act 1982; for death or personal injury resulting from its negligence; for its fraud or fraudulent misrepresentation; or for any matter for which it is not permitted by law to exclude or limit, or to attempt to exclude or limit, its liability.

10. Return of Goods

10.1 No return of Goods will be accepted by Methven without prior authorisation and a return order number being issued by Methven.

10.2 In the event the Customer returns any Goods which are not defective, such Goods will be accepted by Methven only if they are returned to Methven in an undamaged resalable condition which requires that the Goods are unused and contained within their original undamaged packaging, and only if:

10.2.1 after Methven has inspected such Goods, Methven reasonably considers that the Goods are in a condition which is no worse than the condition in which the Goods were delivered to the Customer; and

10.2.2 the Customer has returned the relevant Goods to Methven within 30 days following the date on which the Goods were delivered to the Customer.

10.3 In the event that the Customer wishes to return non-defective Goods to Methven following the expiry of the 30 day period set out in Condition 10.2.2 above, Methven will have absolute sole discretion as to whether it shall offer a refund to the Customer in respect of such Goods.

10.4 In relation to any returns made:

10.4.1 under Condition 10.2, Methven will deduct 25% of the aggregate of the Price plus any surcharge paid under Condition 4.5 for the relevant Goods; and

10.4.2 under Condition 10.3 above, Methven will deduct a discretionary restocking fee (which may exceed 25% of the aggregate of the Price plus any surcharge paid under Condition 4.5 for the relevant Goods), plus the cost of carriage, from the sums refunded to the Customer in order to cover Methven's administration and restocking costs.

10.5 Subject to clause 8, Methven will not accept any return of (or issue any refund or credit in respect of) non-faulty Goods more than 90 days following the delivery date.

10.6 If Methven receives any returned Goods or other products which:

10.6.1 have not been given prior authorisation for return in accordance with Condition 10.1;

10.6.2 have been returned as defective but which, upon inspection by Methven, are found not to be defective; and/or

10.6.3 are received by Methven more than 90 days following the delivery date, Methven will be entitled but not obliged to return such Goods to the Customer at the Customer's cost and charge to the Customer a £15 (plus VAT) handling fee.

10.7 Methven shall be under no obligation to accept the return of or provide a refund in respect of any Goods ordered to the Customer's Specification except insofar as such Goods are defective in which case Condition 8 shall apply.

10.8 If a return of Goods has been agreed by Methven, it will arrange a collection date with its carrier. If Methven or its carrier is unable to collect the Goods on the date proposed by the carrier due to any act or omission by the Customer then an administration fee of £15.00 will be payable by the Customer (which Methven may deduct from any sums refunded to the Customer).

11. Data Protection

11.1 Each party shall comply with applicable requirements of the Data Protection Legislation. This clause 11 is in addition to and does not replace a party's obligations under the Data Protection Legislation. The terms "Data Controller", "Data Processor", "Data Subject", "Personal Data", "Process" and "Processing" have the meanings prescribed in the Data Protection Legislation.

11.2 For the purposes of the Data Protection Legislation, the Customer is the Data Controller and Methven is the Data Processor.

11.3 Methven shall:

11.3.1 Process Personal Data only on the Customer's written instructions. If Methven is required by any applicable laws to Process Personal Data it shall, to the extent legally permitted, notify the Customer before doing so;

11.3.2 have in place appropriate technical and organisational measures to protect against unauthorised or unlawful Processing of, accidental loss or destruction of or damage to Personal Data, appropriate to the harm that might result from the unauthorised or unlawful Processing or accidental loss, destruction or damage and the nature of the data to be protected;

11.3.3 not engage another processor without general written authorisation from the Customer and Methven shall remain fully liable to the Customer for performance of the other processor's obligations to the extent the other processor fails to fulfil their data protection obligations. For the purposes of this clause 11.6, the Customer authorises Methven to engage: (i) third party delivery companies and couriers to deliver Goods on Methven's behalf; and (ii) third party invoice processing companies;

11.3.4 ensure that persons who have access to or Process Personal Data keep the Personal Data confidential (either under contractual or statutory obligations);

11.3.5 subject to clause 11.6, not transfer Personal Data outside of the European Economic Area without notifying the Customer in advance

and Methven shall ensure that the transfer is made in accordance with the Data Protection Legislation and that the organisations to which the Personal Data is transferred ensure an adequate level of protection;

11.3.6 assist the Customer to respond to any request from a Data Subject and to comply with the Customer's obligations under the Data Protection Legislation;

11.3.7 notify the Customer without undue delay of a Personal Data breach (which has the meaning given to it in the Data Protection Legislation);

11.3.8 at the Customer's written direction, delete or return Personal Data to the Customer on termination of the Contract unless Methven is required by law to store the Personal Data; and

METHVEN

METHVEN UK LIMITED
Methven Experience Centre
3-3A Stone Cross Court
Yew Tree Way
Golborne
Warrington
United Kingdom
WA3 3JD

UK Freephone: 0800 195 1602
Tel: +44 (0)1942 680 177
Fax: +44 (0)8444 068690
Email: sales@uk.methven.com
Web: www.methven.com
www.deva.org.uk



facebook.com/MethvenUK
twitter.com/MethvenUK
Instagram.com/methven_uk

Please note: While every effort is made to ensure that the details in this brochure were correct at the time of printing, Methven reserves the right to alter specifications or product from that shown. This brochure is printed on an environmentally responsible paper, elemental chlorine free.



Please recycle this brochure and all packaging elements after use.
Methven encourages product recycling, please contact your local recycling centre for more details.





NEW PRODUCT



ALL PRESSURE

For all pressure systems



HIGH PRESSURE

For high pressure systems



EARTHWISE™

Product either comes pre-fitted with a flow regulator or a regulator can be fitted to reduce water wastage and help protect the environment.



THERMOSTATIC CONTROL

Accurately controls the water temperature to remain below a pre-set level to prevent the risk of scalding



HANDSET FUNCTION

Identifies the number of spray functions from the shower handset or shower head



1/4 & 1/2 TURN CERAMIC DISC

This technology ensures a smooth 'on' and 'off' operation



EASY FIT

Easy fit connections make fitting a bar valve quick and easy



BACK NUTS

Product is supplied complete with metal back nuts



PULL OUT RINSER

Features a pull out rinser for extra versatility in the kitchen



SENSOR RANGE

Battery or mains operated sensor taps for the ultimate in hygiene and water conservation



TAMPER PROOF

The specialist design of these products reduces vandalism and risk from flooding



TWIST FREE HOSE

Product features 360° swivel hose adapter to make showering easier



WITH AIR

Mixing air and water, to enable water saving with no compromise on experience



INCLUSIVE DESIGN

Products which are easy to use by all the family



TMV APPROVED

Tested to TMV2 or TMV3 Buildcert standards for thermostatic performance, reducing the risk of scalding by accurately controlling the water temperature

