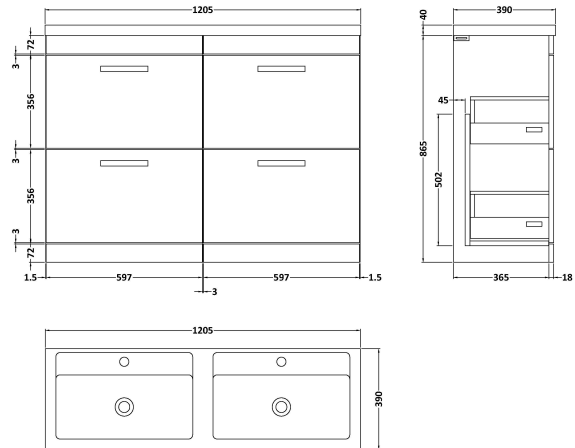


## CUSTOMER DATA SHEET

**SALES CODE:** ATH029C

**DESCRIPTION:** 1200 Fs 4-Drawer Vanity W/Double Basin



### PACKAGING DETAILS

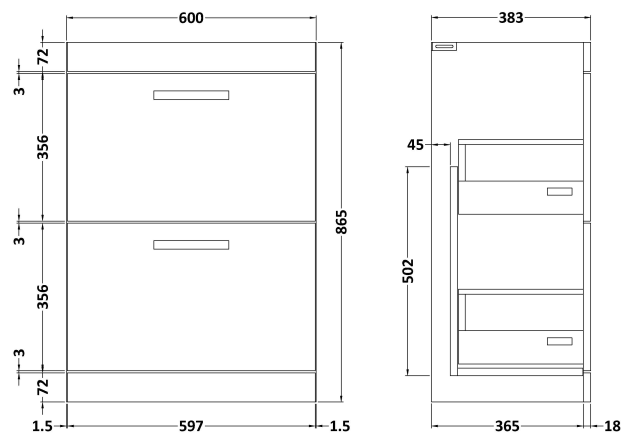
Barcode

5056211815228

## CUSTOMER DATA SHEET - FURNITURE

SALES CODE: MOC133

DESCRIPTION: 600 Floor Standing 2-Drawer Basin Unit



### PRODUCT DIMENSIONS

Height (mm)	Width (mm)	Depth (mm)	Nett Wgt Kg
865	600	383	30.5

### PACKAGING DIMENSIONS

Height (mm)	Width (mm)	Depth (mm)	Gross Wgt Kg
885	620	405	30.5

### PACKAGING DATA

Box Colour	Brown Cardboard Box		
Box Qty	1	Label Colour	White Label
Label Size	100 x 50	Label Qty	2

### OUTER BOX DIMENSIONS (If Applicable)

Height (mm)	Width (mm)	Depth (mm)	Gross Wgt Kg
Barcode	5055275828496		

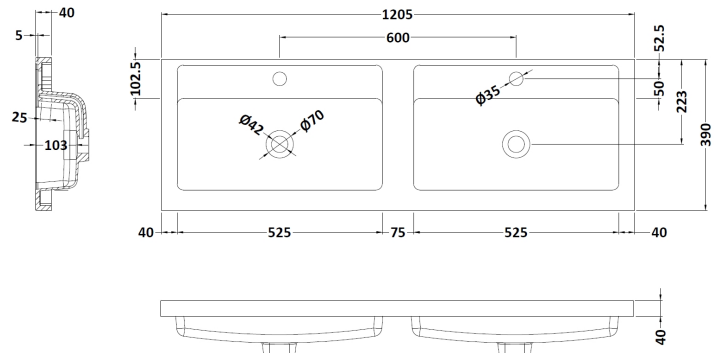
### PRODUCT DETAILS

Country of Origin	United Kingdom			
Fitting Instruction	No			
Constr' Method	Cam & Wood Dowel			
Cabinet Finish	MFC Textured Woodgrain			
Cab Thickness (mm)	18			
Drawer Included	Yes			
No of Shelves	0			
Hinge Inc'	Not Applicable			
Fixings Inc'	Yes			
Handle Inc'	Yes, Supplied			
Handle Type	Strap			
Certification	FSC	Yes	CE	N/A
Colour	Driftwood			
Constr' Type	Rigid			
Fascia Finish	MFC Textured Woodgrain			
Fas Thickness (mm)	18			
Drawer Type	80mm High Metal S/C Inc Galler			
Hinge Type	Not Applicable			
Adjustable Legs	No, Not Required			
Handle Style	Contemporary			
Waste Shroud	Yes			

## CUSTOMER DATA SHEET - CERAMICS

SALES CODE: PMB424

DESCRIPTION: Double Polymarble Basin 1205 X 390



### PRODUCT DIMENSIONS

Height (mm)	Width (mm)	Depth (mm)	Nett Wgt Kg
390	1205	157	18.12

### PACKAGING DIMENSIONS

Height (mm)	Width (mm)	Depth (mm)	Gross Wgt Kg
100	1205	400	18.12

### PACKAGING DATA

Box Colour	Brown Cardboard Box - Printed		
Box Qty	1	Label Colour	White Label
Label Size	100 x 50	Label Qty	2

### OUTER BOX DIMENSIONS (If Applicable)

Height (mm)	Width (mm)	Depth (mm)	Gross Wgt Kg
Barcode	5056211815136		

### PRODUCT DETAILS

Country of Origin	China
Fitting Instruction	No

Certification	CE	No	WRAS	N/A	WRAS Number	N/A
Product Material	Polymarble					

### PANS/BIDETS

Trap Style	Not Applicable	Includes Seat	Not Applicable
------------	----------------	---------------	----------------

### CISTERNS

Fittings	Not Applicable	Operating Type	Not Applicable
Lever Type	Not Applicable		

### SEAT

Type	Not Applicable	Function	Not Applicable
Material	Not Applicable		
Hinge Type	Not Applicable	Hinge Material	Not Applicable

### BASINS

Tap Hole	Two Tapholes	Chain Stay Hole	No
Template	Not Required	Waste Type Req'd	Slotted
Overflow Incl.	Yes	Overflow Cover	Yes
Inner Bowl Depth			

### GENERAL

Fixing Supplied	No
-----------------	----