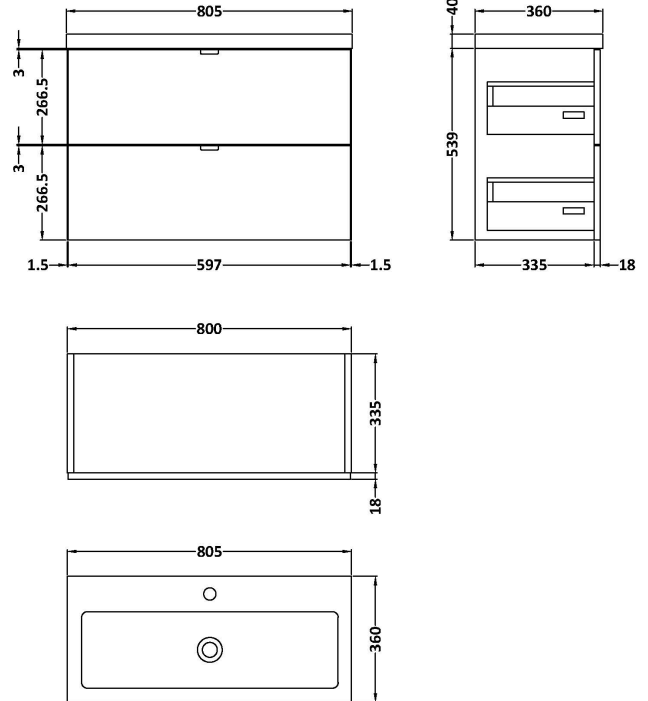


## CUSTOMER DATA SHEET

SALES CODE: CBI331

DESCRIPTION: 800 Wall Hung 2-Drawer Unit & Basin



### PACKAGING DETAILS

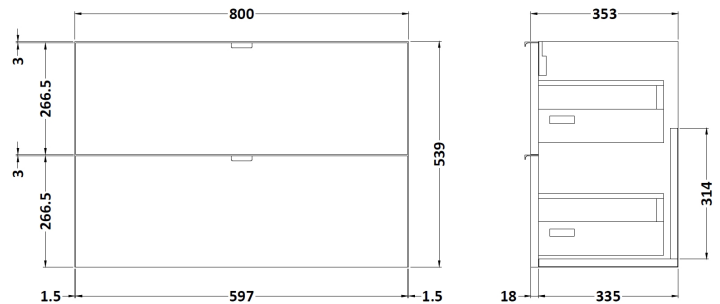
Barcode

5056211817567

## CUSTOMER DATA SHEET - FURNITURE

SALES CODE: OFF339

DESCRIPTION: 800 Wall Hung 2-Drawer



### PRODUCT DIMENSIONS

Height (mm)	Width (mm)	Depth (mm)	Nett Wgt Kg
540	800	383	25.5

### PACKAGING DIMENSIONS

Height (mm)	Width (mm)	Depth (mm)	Gross Wgt Kg
375	820	560	26

### PACKAGING DATA

Box Colour	Brown Cardboard Box		
Box Qty	1	Label Colour	White Label
Label Size	100 x 50	Label Qty	2

### OUTER BOX DIMENSIONS (If Applicable)

Height (mm)	Width (mm)	Depth (mm)	Gross Wgt Kg
Barcode	5056211816492		

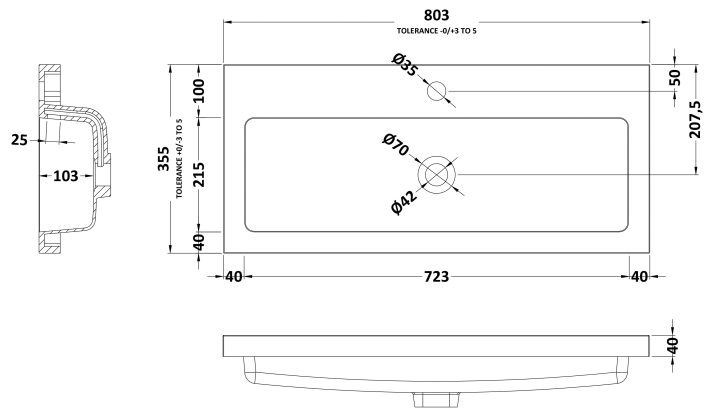
### PRODUCT DETAILS

Country of Origin	United Kingdom			
Fitting Instruction	No			
Constr' Method	Cam & Wood Dowel			
Cabinet Finish	MFC Textured Woodgrain			
Cab Thickness (mm)	18			
Drawer Included	Yes			
No of Shelves	0			
Hinge Inc'	Not Applicable			
Fixings Inc'	Yes			
Handle Inc'	Yes, Supplied			
Handle Type	Wrapover			
Certification	FSC	Yes	CE	N/A
Colour	Natural Oak			
Constr' Type	Rigid			
Fascia Finish	MFC Textured Woodgrain			
Fas Thickness (mm)	18			
Drawer Type	80mm High Metal Softclose			
Hinge Type	Not Applicable			
Adjustable Legs	No, Not Required			
Handle Style	Modern			
Waste Shroud	Yes			

## CUSTOMER DATA SHEET - CERAMICS

SALES CODE: PMB315

DESCRIPTION: 800 Rear Tap Basin 1Th



### PRODUCT DIMENSIONS

Height (mm)	Width (mm)	Depth (mm)	Nett Wgt Kg
355	803	135	12

### PACKAGING DATA

Box Colour	Brown Cardboard Box - Printed		
Box Qty	1	Label Colour	White Label
Label Size	100 x 50	Label Qty	2

### PACKAGING DIMENSIONS

Height (mm)	Width (mm)	Depth (mm)	Gross Wgt Kg
200	420	855	12

### OUTER BOX DIMENSIONS (If Applicable)

Height (mm)	Width (mm)	Depth (mm)	Gross Wgt Kg
Barcode	5055275828113		

### PRODUCT DETAILS

Country of Origin	China
Fitting Instruction	No

Certification	CE	No	WRAS	N/A	WRAS Number	N/A
Product Material	Polymarble					

### PANS/BIDETS

Trap Style	Not Applicable	Includes Seat	Not Applicable
------------	----------------	---------------	----------------

### CISTERNS

Fittings	Not Applicable	Operating Type	Not Applicable
Lever Type	Not Applicable		

### SEAT

Type	Not Applicable	Function	Not Applicable
Material	Not Applicable		
Hinge Type	Not Applicable	Hinge Material	Not Applicable

### BASINS

Tap Hole	One Taphole	Chain Stay Hole	No
Template	Not Required	Waste Type Req'd	Slotted
Overflow Incl.	Yes	Overflow Cover	Yes
Inner Bowl Depth	103mm		

### GENERAL

Fixing Supplied	No
-----------------	----