


# PRODUCT DATA SHEET



## PRODUCT CODE

LI39X1200SW

## RANGE

Limit

## DESCRIPTION

Limit Towel Warmer 395x1200 Matt White

WEBSITE LINK [Click Here](#)

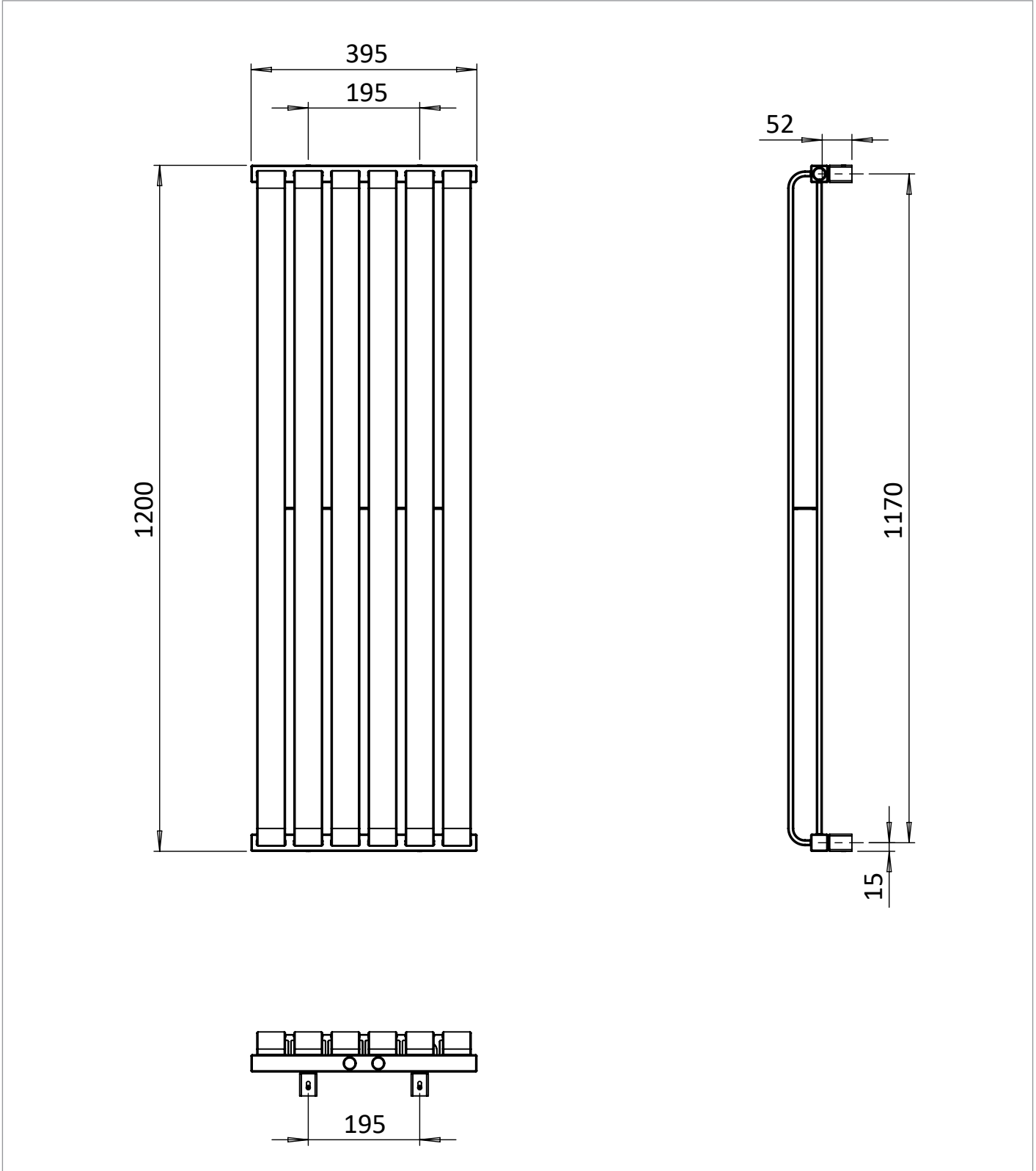
CATEGORY	Heating
WARRANTY DETAILS	15 Years
COLOUR	Matt White
FINISH APPLICATION	Powder Coated
PRIMARY MATERIAL	Steel
INSTALL TYPE	Wall Mounted
PRODUCT WIDTH MM	395
PRODUCT HEIGHT MM	1200
PRODUCT DEPTH MM	100
PRODUCT NET WEIGHT KG	20.8
STANDARDS	BS EN 442-1:2014

INLET CONNECTIONS THREAD HEATING	1/2" BSP
OUTPUT (WATTS)	779
MAX WORKING TEMPERATURE °C	95
FUEL TYPE	Dual
PIPE CENTRES	325
PROJECTION	112-120
TUBE	50x10
MAX WORKING PRESSURE (BAR)	600
BAR COUNT	6
OUTPUT (BTU ΔT=50)	2658
CUBIC CAPACITY (L)	5.22
FULLY FILLED WEIGHT (KG)	20.8

## TECHNICAL DIMENSIONS

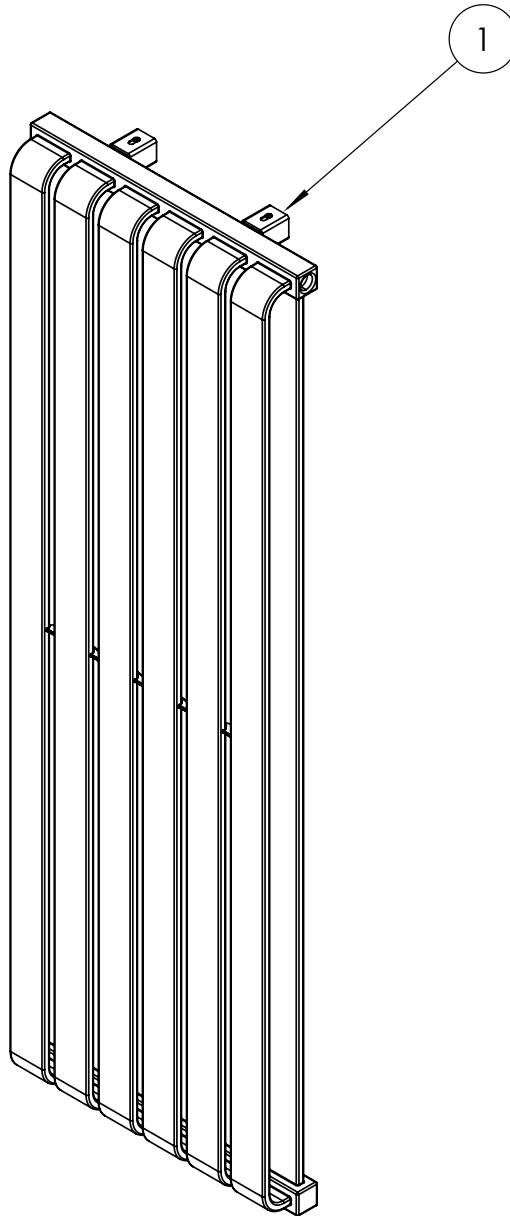
Dimensions in mm unless otherwise specified.

Tolerances (per material type) apply.



## SPARES LIST

Only the parts labelled are available as spares.



NUMBER	PART CODE	DESCRIPTION
1	WRKMKP001_KMBC	Limit Towel Warmer Fixing Kit Metallic Black
	WRKMKP001_KS95	Limit Towel Warmer Fixing Kit Matt Black
	WRKMKP001_KS96	Limit Towel Warmer Fixing Kit Matt White